

EST. 1974
DUTCHWEST
BY VERMONT CASTINGS

DutchWest
Cast Iron Catalytic Wood Stoves



Bring comfort, warmth
and value home.

Dutchwest Cast Iron Catalytic Wood Stoves

Models • 2460 • 2461 • 2462



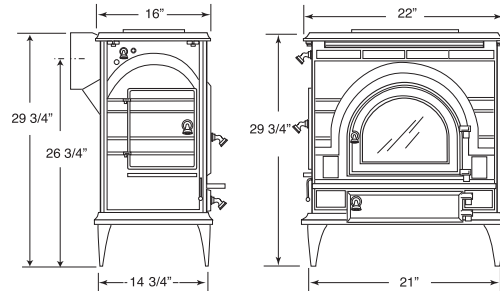
Fast and Efficient. Beautiful and Convenient.

The Dutchwest Catalytic Wood Stove line features solid cast iron construction for quality you can see – and feel. With three different sizes, you can easily find the right stove for any room size. They're fast starting, long burning, and remarkably efficient. Just what you would expect from Dutchwest.

DUTCHWEST

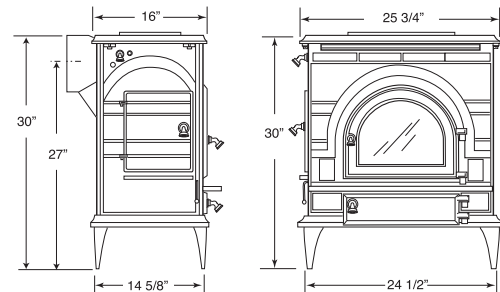
Small Convection

Log Length:	19"
Maximum Burn Time:	8 hours
Heating Capacity:	700 to 1,400 sq. ft.
Maximum Heat Output:	35,000 BTU's/hr.
Efficiency Rating:	69.7%
EPA Emissions Rating:	1.1 grams/hr.
Weight:	380 lbs.
Flue Collar:	6" round, reversible
Clearances (with optional shields)	
Back:	14"
Corner:	15"



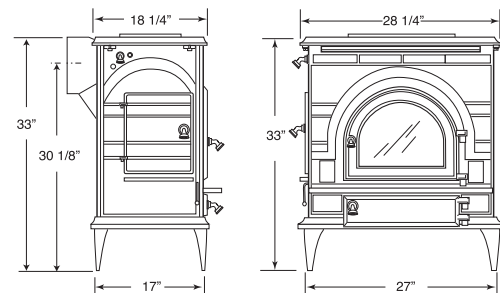
Large Convection

Log Length:	22"
Maximum Burn Time:	9 hours
Heating Capacity:	800 to 1,600 sq. ft.
Maximum Heat Output:	40,000 BTU's/hr.
Efficiency Rating:	75.9%
EPA Emissions Rating:	1.4 grams/hr.
Weight:	436 lbs.
Flue Collar:	6" round, reversible
Clearances (with optional shields)	
Back:	14"
Corner:	15"



Extra-Large Convection

Log Length:	25"
Maximum Burn Time:	12 hours
Heating Capacity:	1,200 to 2,400 sq. ft.
Maximum Heat Output:	55,000 BTU's/hr.
Efficiency Rating:	74.3%
EPA Emissions Rating:	1.3 grams/hr.
Weight:	634 lbs.
Flue Collar:	8" oval, reversible
Clearances (with optional shields)	
Back:	18"
Corner:	17"



Features and Benefits

Exclusive Dutchwest Advantages:

- Traditional Federal styling
- Convection system for spreading the heat
- Three models – small, large, and extra-large to suit any heating need
- Industry's lowest smoke emissions
- Convenient ash pan and side loading
- Glass panel with overfire airwash for clear fire viewing

- High efficiency – more heat from less wood
- Solid, durable cast iron construction
- Decorative polished nickel accents
- Raised griddle for stovetop cooking
- Bottom heat shield to accommodate standard hearth pad

Optional Accessories:

- Dual speed convection fan
- Rear and bottom heat shield
- Fan thermostat
- Fan Rheostat



A Brand of Monessen Hearth Systems Co.
149 Cleveland Drive, Paris, Kentucky 40361
www.vermontcastings.com

To avoid personal injury or property damage, the product described by this brochure must be installed, operated and maintained in strict compliance with the instructions packaged with the product and all applicable building or fire codes. Contact local building or fire officials about restrictions and installation inspection requirements. All photographs and drawings on this brochure are for illustrative purposes only and are not intended for, nor should they be used as a substitute for the instructions packaged with the unit. Appearance and specifications of the product are subject to change without notice. © 2009 Monessen Hearth Systems Co.

Your Dutchwest Dealer: