


# Parts Manual 5200 Series Hydrostatic Drive



12.5 HP HYDROSTATIC TRACTOR  
MFG. NO. 1691234  
MFG. NO. 1691235  
MFG. NO. 1691473

16 HP HYDROSTATIC TRACTOR  
MFG. NO. 1691032  
MFG. NO. 1691033  
MFG. NO. 1691362

36" ROTARY MOWER  
MFG. NO. 1690839  
MFG. NO. 1691421

42" ROTARY MOWER  
MFG. NO. 1690708  
MFG. NO. 1691423

48" ROTARY MOWER  
MFG. NO. 1690709  
MFG. NO. 1691425

Rev. 3/1988

TP-400-1093-03-LT-S

# **Simplicity**<sup>®</sup>

## Product Identification:

When ordering parts, keep your products serial number and manufacturer's number in mind. Variations may occur in a part between early and later model products, causing the product serial number to be listed in the parts description whenever these variations occur.

Record your I.D. numbers here for quick, future reference.

Product Mfg. No. \_\_\_\_\_ S/N \_\_\_\_\_ Mower Mfg. No. \_\_\_\_\_ S/N \_\_\_\_\_

## Attention:

Standard torques appear in a chart at the end of the manual, while important individual torques are given on specific parts drawings.

CRITICAL and MAJOR notations point out important facts or instructions which relate to personal safety and proper machine operation. Any CRITICAL notation **C** which may appear in this book, pinpoints characteristics which, if not properly followed, can create a safety hazard. Any MAJOR notation **M** which may appear in this book, marks characteristics which, if not properly followed, may result in operating failure, shortened product life, or greatly reduced quality of the unit.

For your convenience, assembly notes are included in parts drawings to assist in repair and assembly of unit.

**NOTE: Specifications may change without notice.**

**SIMPLICITY PRODUCTS FOR THE PROPER CARE OF EQUIPMENT**  
These genuine *Simplicity* products will help the owner extend the life of his equipment.

## OILS - SPECIFICALLY BLENDED OF HIGH QUALITY BASE OILS & ADDITIVES.

**Special Worm Gear (Roticut) Oil** for use in all tillers and snowthrowers with worm gear auger drive. Required for protection of brass gears and mating parts. **Case of 12 Quarts, Part #1685100, Individual Quarts 118065.**

**Multi-Purpose Hydraulic/Transmission Oil** for use in most hydraulic applications, and hydrostatic and gear transmissions. Specific *Simplicity* applications: All hydrostatic transmissions, all bevel gear cases, all Broadmoor, Landlord, Sovereign, 4000, 6000, 7000 transmissions (except Peerless Gear Transmissions). (Not used in SunStar tractor transmission.) **Case of 12 Quarts, Part #1685516, 2½ Gallon Container, Part #1685539.**

**2-Cycle Engine Oil**, a premium lubricant for all 2-cycle air-cooled engines. **Case of 12 Part #1685517.**

**SAE 5W 30 SF/CD Cold Weather Engine Oil** for use in all four cycle and diesel engines at 30° temp. and under. **Case of 12 Quarts, Part # 1685576.**

**SAE 15W40 SF/CD Engine Oil** for gas and diesel engines, warm weather; see engine manufacturer recommendations. **Case of 12 Quarts, Part #1685554.**

**Grease Gun Kit** has 12" flexible hose to get into tight spots with ease. Kit contains: gun and 1-8 oz. tube of grease. **Part #1685510.** For replacement tube, order **Part # 103077.**

**Pneumatic Tire Seal**, seals all leaks including bead leaks and punctures up to 3/16 inch diameters. Prevents flats for tread life of tire. Available in following amounts.

Case of 12 - 11 Oz. Tubes 1685537  
Case of 24 - 11 Oz. Tubes 1685525  
5 Gallon Pail 1685527

Touch-Up Paint keeps equipment in showroom condition.

Spray Cans	Quarts	Daubbers 12/Ctn.
*Simplicity Orange - 103262 (12 cans/1685179)	1685037	1685520 - Mixed (6 Simp. Orange, 6 White)
**Classic Orange - 1635558 (12 cans/1685559)	1685560	1685562 - Mixed (6 Classic Orange, 6-White)
White 103049 (12 cans/1685178)	1685032	1685562 - Mixed (6-Classic Orange, 6-White) 1685520 - Mixed (6-Simp. Orange, 6-White)
Black - 1685551 (12 Cans/1685552)	N.A.	N.A.

\*For 1977 thru early 1985 products.  
\*\*For products produced after 12/1/85.

*Simplicity Designer Seat Covers* are double stitched, easy care vinyl. Keeps new seats new, makes worn seats look new.

- Small Cover for 4000, 5000,  
& 6100 Tractors 1685540
- Large Cover for 6200, 7000 &  
9000 Tractors 1685541
- SunStar Seat Cover 1685577

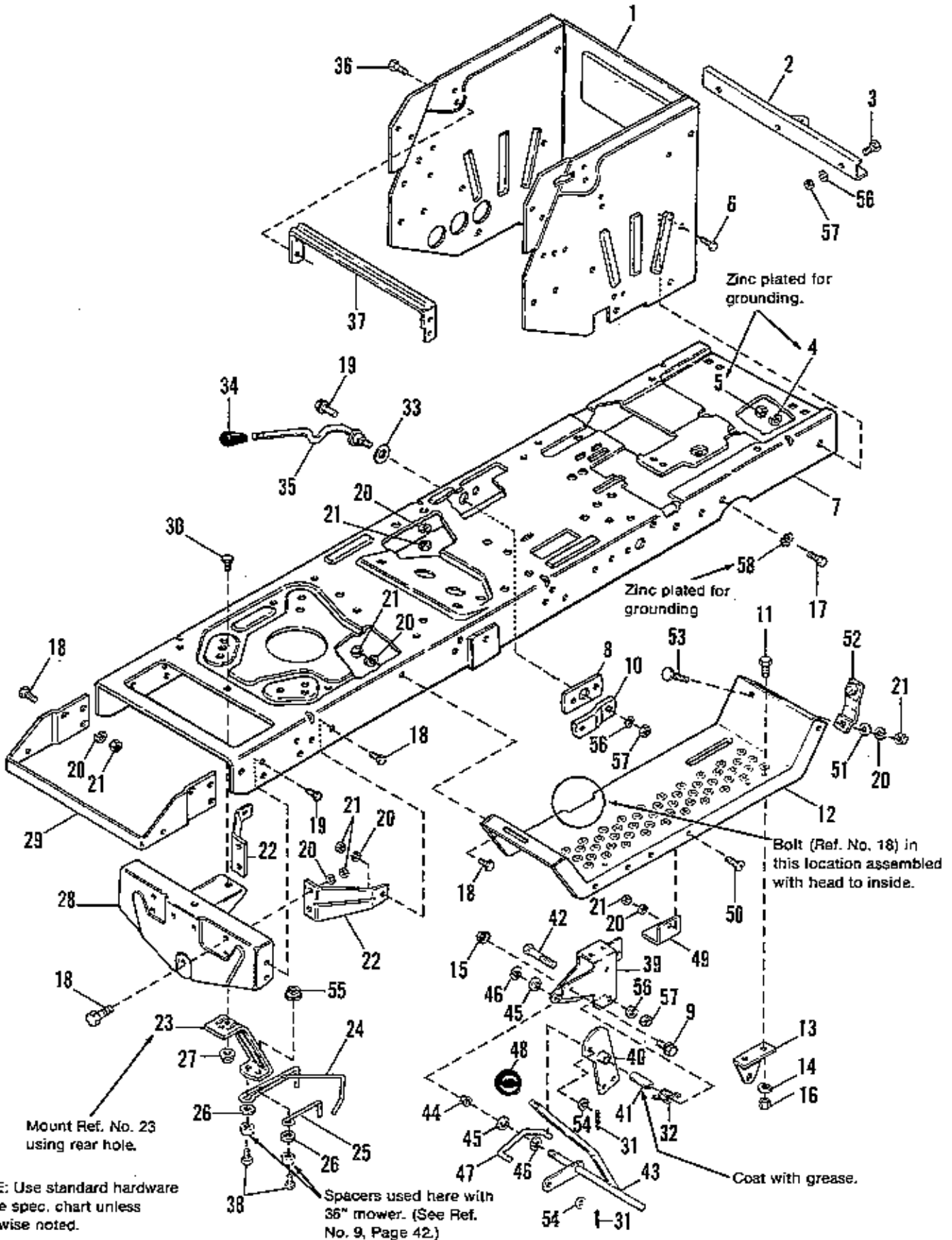
**Extend Equipment Life - Use Only Genuine *Simplicity* Parts**

# Table of Contents

<b>FRAME GROUP (Mfg. No. 1691032, 1691033, 1691234, 1691235)</b> .....	<b>4</b>
Frame; Wrapper; Draw Bar; Footrest; Supports; Lift Handle; PTO Assy.; Up-Stops; Latch Assy.	
<b>FRAME GROUP (Mfg. No. 1691362, 1691473)</b> .....	<b>6</b>
Frame; Wrapper; Draw Bar; Footrest; Supports; Lift Handle; PTO Assy.; Up-Stops; Latch Assy.	
<b>FRONT AXLE GROUP (Early Models)</b> .....	<b>8</b>
Brake Lever Assy.; Support Assy.; Axle Assy.; Spindles; Tie Rod; Grease Fittings	
<b>FRONT AXLE GROUP (Later Models)</b> .....	<b>10</b>
Brake Lever Assy.; Support Assy.; Axle Assy.; Spindles; Tie Rod; Grease Fittings	
<b>STEERING &amp; FRONT WHEEL GROUP</b> .....	<b>12</b>
Steering Plate; Steering Wheel; Ball Joint Assy.; Drag Link Assy.; Wheel & Tire Assy.; Hub Caps	
<b>ENGINE GROUP</b> .....	<b>14</b>
Choke Control; Engine; Engine Pulley Assy.; Muffler Extension Assy.; Oil Drain Pipe	
<b>LINKAGE &amp; CONTROL GROUP</b> .....	<b>16</b>
Quadrant; Control Lever Assy.; & Support	
<b>TRANSMISSION &amp; REAR TIRE GROUP</b> .....	<b>18</b>
Transmission Support; Differential Assy.; "V" Belt; Fan; Wheel & Tire Assy.	
<b>TRANSMISSION (Service Parts)</b> .....	<b>20</b>
<b>BRAKE &amp; CLUTCH GROUP</b> .....	<b>22</b>
Clutch Arm Assy.; Idler Pulley; Springs & Guides; Brake Rod & Guide; Foot Pedal	
<b>ELECTRICAL GROUP (Mfg. No. 1691032, 1691033, 1691234, 1691235)</b> .....	<b>24</b>
Ignition Switch; Wiring Harness; Solenoid; Circuit Breaker; Battery; DSI Interlock Module	
<b>ELECTRICAL GROUP (Mfg. No. 1691362, 1691473)</b> .....	<b>26</b>
Ignition Switch; Wiring Harness; Solenoid; Circuit Breaker; Battery; DSI Interlock Module	
<b>HOOD, GRILLE &amp; DASH GROUP</b> .....	<b>28</b>
Fuel Tank; Hose; Fuel Filter; Dash; Hood & Grille Assy.	
<b>SEAT &amp; DECK GROUP (Mfg. No. 16910032, 1691033, 1691234, 1691235)</b> .....	<b>30</b>
Seat; Springs; Hinges; Supports; Deck; Operator Present Switch; Shift Panel	
<b>SEAT &amp; DECK GROUP (Mfg. No. 16911362, 1691473)</b> .....	<b>32</b>
Seat; Springs; Hinges; Supports; Deck; Operator Present Switch; Shift Panel	
<b>36" MOWER DECK &amp; ARBOR GROUP (Mfg. No. 1690839)</b> .....	<b>34</b>
Pulley Assy.; Shields; Bearings; Deflector; Shafts; Baffle	
<b>36" MOWER DECK &amp; ARBOR GROUP (Mfg. No. 1691421)</b> .....	<b>36</b>
Pulley Assy.; Shields; Bearings; Deflector; Shafts; Baffle	

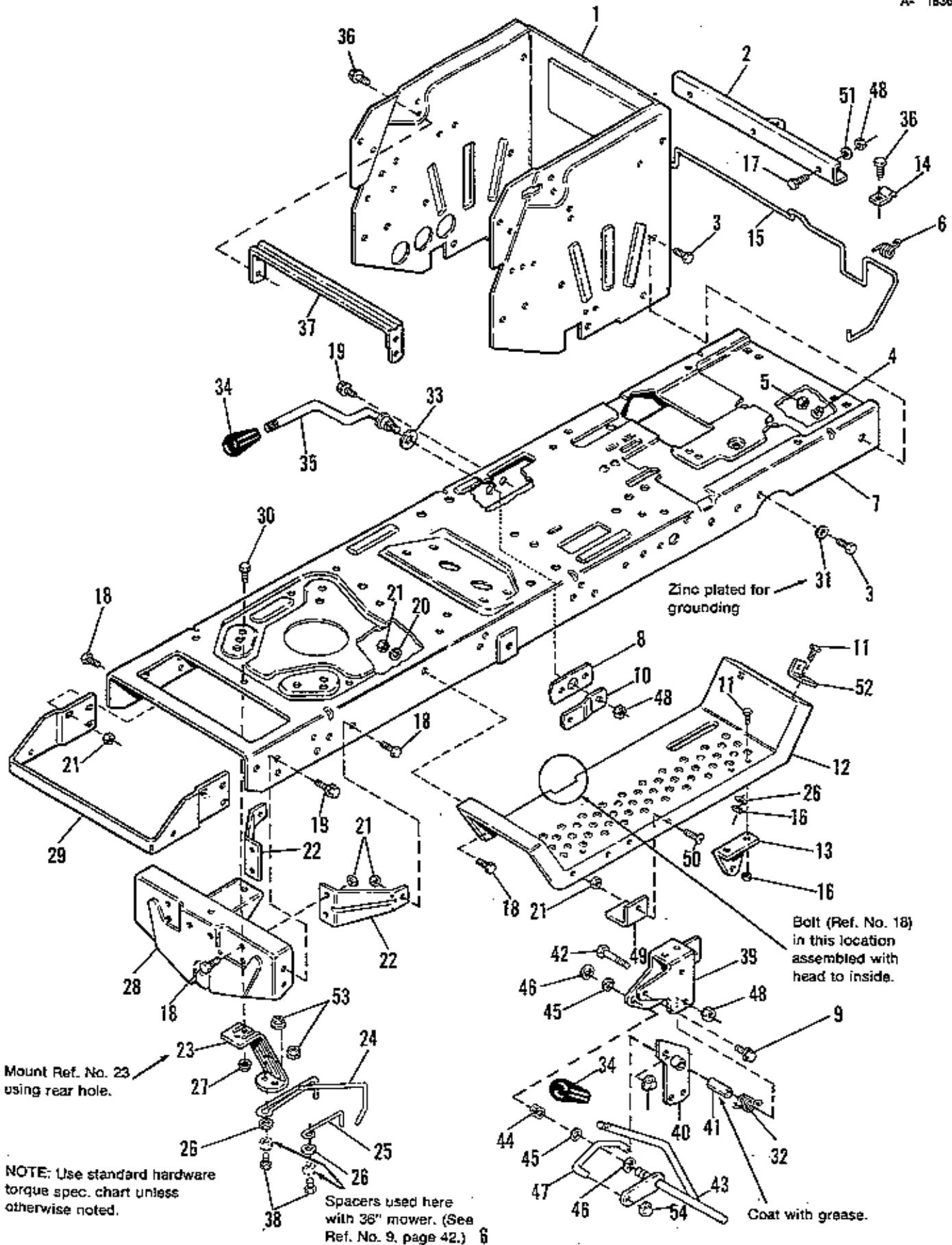
<b>36" CLUTCH &amp; ROLLER SUPPORT GROUP (Mfg. No. 1690839)</b> .....	<b>38</b>
Brake Lever, Support & Rod Assy.; Quadrant Assy.	
<b>36" CLUTCH &amp; ROLLER SUPPORT GROUP (Mfg. No. 1691421)</b> .....	<b>40</b>
Brake Lever, Support & Rod Assy.; Quadrant Assy.	
<b>36" ROLLER &amp; MISC. GROUP</b> .....	<b>42</b>
V-Belt; Lift Chain; Control Lever; PTO Rod; Lift Rod; Clevis	
<b>42" &amp; 48" HOUSING GROUP</b> .....	<b>44</b>
Deflector; Arbor Cover Assy.; Baffles; Mower Discharge Guard; Housing	
<b>42" &amp; 48" ARBOR GROUP (Mfg. No. 1690708, 1690709)</b> .....	<b>46</b>
Pulley Assy.; Housing; Bearing & Shaft Assy.; Blades & Adaptors	
<b>42" &amp; 48" ARBOR GROUP (Mfg. No. 1691423, 1691425)</b> .....	<b>48</b>
Pulley Assy.; Housing; Bearing & Shaft Assy.; Blades & Adaptors	
<b>42" &amp; 48" MOWER BRAKE GROUP (Mfg. No. 1691423, 1691425)</b> .....	<b>50</b>
Brake Rods, Bracket, Spring	
<b>42" &amp; 48" CLUTCH &amp; SUPPORT GROUP (Mfg. No. 1690708, 1690709)</b> .....	<b>52</b>
Belt Stops; Clutch Rod; Idler Pulley; Rocker Arm Assy.; Brake Rod; "V" Belt	
<b>42" &amp; 48" CLUTCH &amp; SUPPORT GROUP (Mfg. No. 1691423, 1691425)</b> .....	<b>54</b>
Belt Stops; Clutch Rod; Idler Pulley; Rocker Arm Assy.; Brake Rod; "V" Belt	
<b>42" &amp; 48" HEIGHT ADJUSTING &amp; ROLLER GROUP</b> .....	<b>56</b>
Control Lever; Lift Rod; Roller Bar; Lift Chain; Arm Assy.; Quadrant Assy.; Adjusting Rod; Clevis	
<b>PEERLESS GEAR REDUCTION &amp; DIFFERENTIAL (Model 1326 Service Parts)</b> .....	<b>58</b>
<b>DECAL GROUP (All Products)</b> .....	<b>60</b>
<b>STANDARD HARDWARE TORQUE SPECIFICATIONS</b> .....	<b>Inside Back Cover</b>





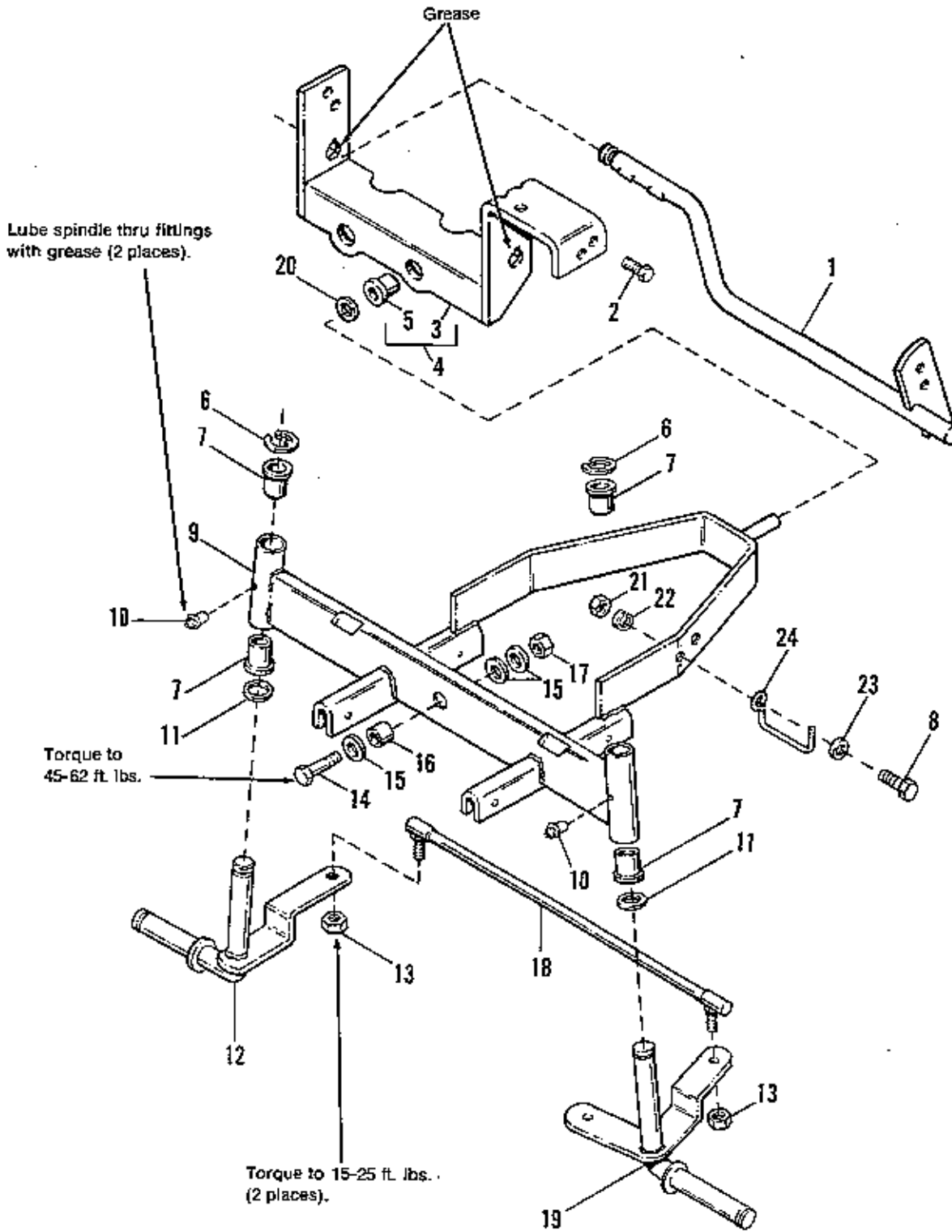
NOTE: Use standard hardware torque spec. chart unless otherwise noted.

Ref. No.	Part No.	Qty.	Description
1	1679930	1	SUPPORT, Axle, Wrapper
2	1655591	1	BAR, Draw
3	1921210	3	CAPSCREW, Hex Hd., 3/8-16 x 1
4	916965	6	LOCKWASHER, 3/8, Zinc Pltd.
5	916950	6	NUT, Hex, Full, 3/8-16 (Zinc pltd.)
6	1921974	1	CAPSCREW, Hex Hd., 3/8-16 x 1-1/2
7	1674421	1	FRAME
8	1656754	1	BAR, Support
9	1936517	2	CAPSCREW, Hex Wash. Hd., 1/4-20 x 5/8
10	1656755	1	ARM, Support
11	1921959	2	CAPSCREW, Hex Hd., 1/4-20 x 5/8
12	1674141	2	FOOTREST
13	1654783	1	SUPPORT, Clutch
14	1916964	2	LOCKWASHER, 1/4
15	1930641	2	NUT, Flange, Whizlock, 1/4-20
16	1916622	2	NUT, Hex, 1/4-20
17	1921965	5	CAPSCREW, 3/8-16 x 3/4
18	921332	16	CAPSCREW, Hex Hd., 5/16-18 x 3/4
19	1664847	6	SCREW, Hex Taptite, 5/16-18 x 3/4
20	1917356	20	LOCKWASHER, 5/16
21	1917372	20	NUT, Hex, Full, 5/16-18
22	1665076	2	BRACE, Axle Support
23	1665803	1	SUPPORT
24	1672118	1	STOP, Belt
25	1665812	1	STOP, Belt
26	1917377	2	WASHER, Plain, 1/4
27	1927557	1	NUT, Flange, Whizlock/ 5/16-18
28	1663855	1	SUPPORT, Axle
29	1666954	1	SUPPORT, Hood
30	1930595	1	SCREW, Hex Hd., Flange, Whizlock, 5/16-18 x 1-1/4
31	918447	2	PIN, Cotter, 3/32 x 3/4
32	1669339	1	SPRING
33	156116	1	WASHER
34	172038	1	GRIP
35	1673204	1	HANDLE, Lift
36	1924856	4	SCREW, Hex, Washer Hd., Taptite, 5/16-18 x 1/2
37	1654707	1	BRACE, Seat
38	1921221	2	CAPSCREW, 5/16-18 x 1-1/2
39	1669113	1	BRACKET, P.T.O.
40	1669108	1	ARM ASSY., P.T.O. Rod
41	1669105	1	SPACER
42	1922130	1	CAPSCREW, Hex Hd., 3/8-16 x 2/1-4
43	1669112	1	HANDLE ASSY., P.T.O.
44	1669197	1	BUSHING
45	153072	2	WASHER on P.T.O. Link
46	158399	2	RING, Snap
47	1669104	1	LINK, P.T.O.
48	8021050	1	KNOB
49	1669168	2	UP-STOP, Mower
50	1918249	2	SCREW, Truss Hd., Slotted, 5/16-18 x 3/4
51	1917642	2	WASHER
52	1672075	2	LATCH ASSY.
53	1920562	2	BOLT, Carriage, 5/16-18 x 3/4
54	1924940	2	WASHER
55	1935048	2	NUT, Lock, Flange 5/16-18
56	1916965	5	LOCKWASHER, 3/8
57	1916950	5	NUT, Hex, 3/8-16
58	940427	6	LOCKWASHER, Ext. 3/8, Zinc Pltd.



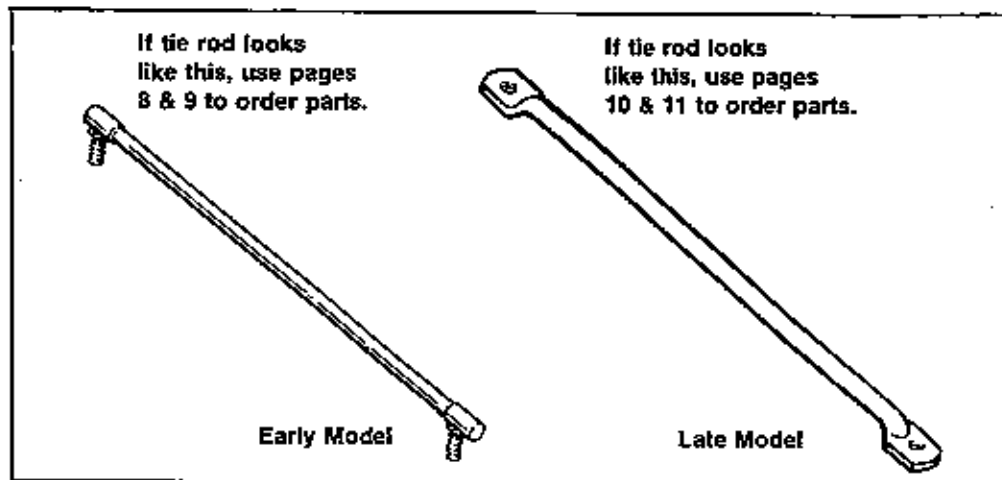


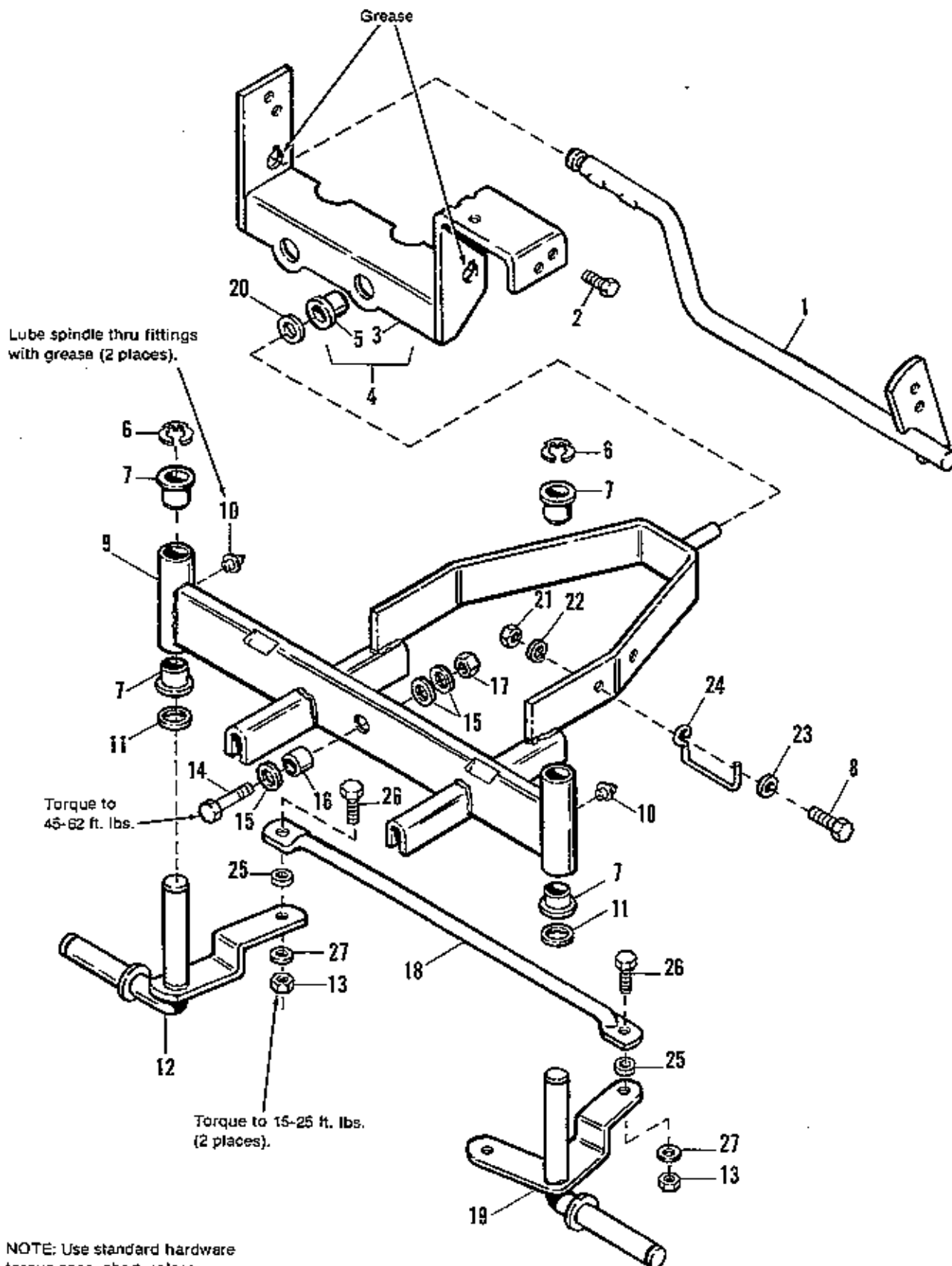
Ref. No.	Part No.	Qty.	Description
1	1679930	1	SUPPORT, Axle, Wrapper
2	1655591	1	BAR, Draw
3	1921210	6	CAPSCREW, Hex Hd., 3/8-16 x 1
4	916965	6	LOCKWASHER, 3/8, Zinc Pltd.
5	916950	6	NUT, Hex, Full, 3/8-16 (Zinc pltd.)
6	1701314	1	SPRING, Torsion
7	1674421	1	FRAME
8	1656754	1	BAR, Support
9	1925003	2	SCREW, Taptite, 1/4-20 x 1/2
10	1656755	1	ARM, Support
11	1921959	3	CAPSCREW, Hex Hd., 1/4-20 x 5/8
12	1679938	2	FOOTREST
13	1654783	1	SUPPORT, Clutch
14	1678388	2	CLIP
15	1702322	1	LATCH, Seat
16	1916622	3	NUT, Hex, 1/4-20
17	1921965	3	CAPSCREW, 3/8-16 x 3/4
18	1921332	16	CAPSCREW, Hex Hd., 5/16-18 x 3/4
19	1664847	7	SCREW, Hex Taptite, 5/16-18 x 3/4
20	1917356	8	LOCKWASHER, 5/16
21	1917372	19	NUT, Hex, Full, 5/16-18
22	1655076	2	BRACE, Axle Support
23	1665803	1	SUPPORT
24	1672118	1	STOP, Belt
25	1665812	1	STOP, Belt
26	1917377	3	WASHER, Plain, 1/4
27	1927559	1	NUT, Flange, Whizlock/ 5/16-18
28	1663855	1	SUPPORT, Axle
29	1666954	1	SUPPORT, Hood
30	1930595	1	SCREW, Hex Hd., Flange, Whizlock, 5/16-18 x 1-1/4
31	940427	1	LOCKWASHER, Ext. 3/8, Zinc Pltd.
32	1701429	1	SPRING
33	960171	1	WASHER
34	172038	2	GRIP
35	1702436	1	HANDLE, Lift
36	1924856	6	SCREW, Hex, Washer Hd., Taptite, 5/16-18 x 1/2
37	1654707	1	BRACE, Seat
38	1921221	2	CAPSCREW, 5/16-18 x 1-1/2
39	1700677	1	BRACKET, P.T.O.
40	1701431	1	ARM ASSY., P.T.O. Rod
41	1669105	1	SPACER
42	1922130	1	CAPSCREW, Hex Hd., 3/8-16 x 2/1-4
43	1702437	1	HANDLE ASSY., P.T.O.
44	1669197	1	BUSHING
45	1960206	2	WASHER on P.T.O. Link
46	158399	2	RING, Snap
47	1701434	1	LINK, P.T.O.
48	1916950	11	NUT, Hex, 3/8-16
49	1669168	2	UP-STOP, Mower
50	1918249	2	SCREW, Truss Hd., Slotted, 5/16-18 x 3/4
51	1916965	3	LOCKWASHER, 3/8
52	1700670	1	BRACKET, Seat Latch
53	1935048	2	NUT, Lock, Flange 5/16-18
54	1960093	2	PALNUT, 3/8



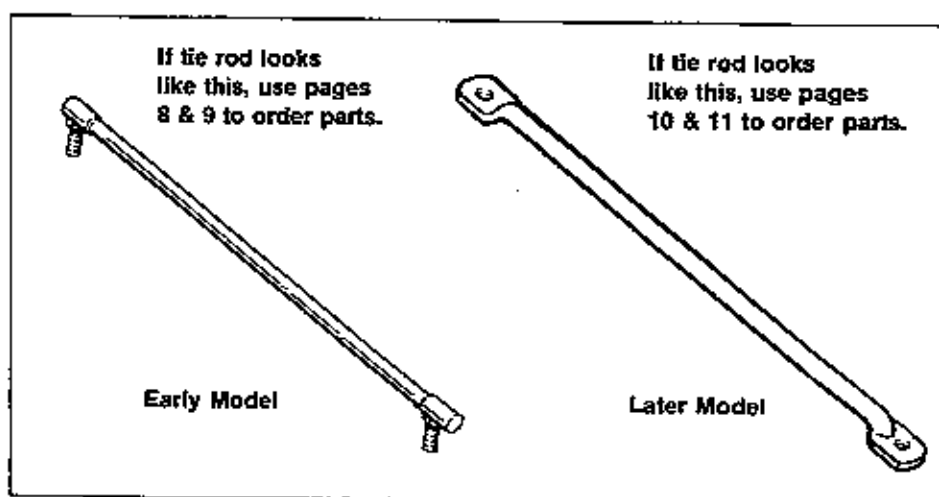
NOTE: Use standard hardware torque spec. chart unless otherwise noted.

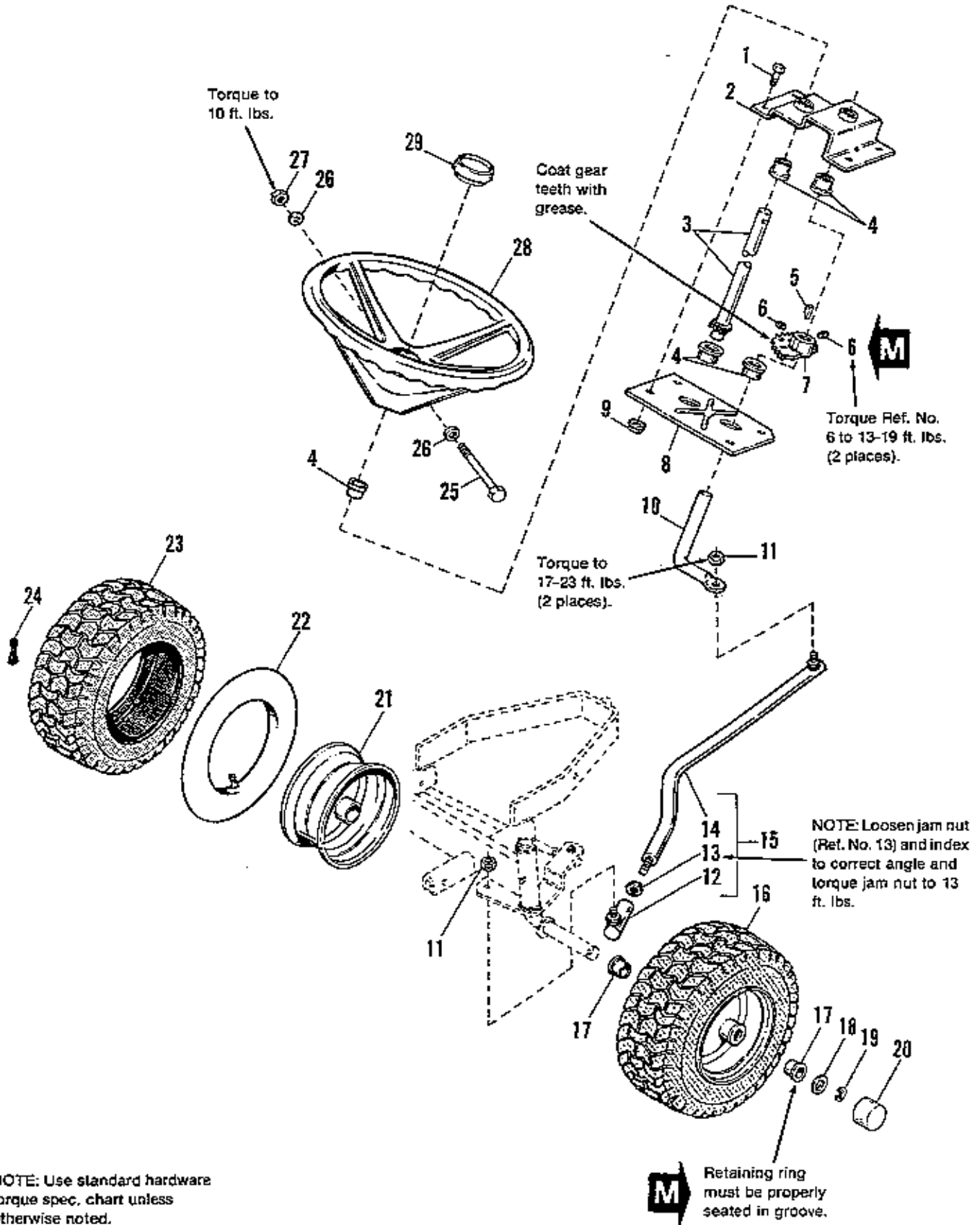
Ref. No.	Part No.	Qty.	Description
1	1672012	1	LEVER ASSY., Brake
2	1664847	5	SCREW, Taptite, 5/16-18 x 3/4
3		1	SUPPORT ASSY., Axle, Rear (See Ref. No. 4)
4	1665601	1	SUPPORT ASSY., Rear (Incl. Ref. No. 3 & 5)
5	1663114	1	BUSHING
6	927794	2	"E" RING, Ext. 3/4
7	176440	4	BUSHING
8	1921333	1	CAPSCREW, Hex, 5/16-18 x 1
9	1685227	1	AXLE ASSY., Front (Incl. Ref. No. 7, 14, 16 & 17)
10	921133	2	FITTING, Grease, Drive, Type
11	1960114	2	WASHER
12	1665079	1	SPINDLE ASSY., R.H.
13	1668927	2	LOCKNUT, Hex, 3/8-24
14	1921525	1	CAPSCREW, Hex, 1/2-13 x 1-3/4
15	1926192	3	WASHER, 9/16
16	1671260	1	SPACER
17	1930548	1	LOCKNUT, Hex, 1/2-13
18	1667247	1	TIE ROD ASSY.
19	1665080	1	SPINDLE ASSY., L.H.
20	1919387	1	WASHER, 5/8
21	1917372	1	NUT, Hex, 5/16-18
22	1917356	1	LOCKWASHER, 5/16
23	1917642	1	WASHER, 5/16
24	1668147	1	GUIDE, Drag Link





Ref. No.	Part No.	Qty.	Description
1	1672012	1	LEVER ASSY., Brake
2	1664847	5	SCREW, Taplite, 5/16-18 x 3/4
3		1	SUPPORT ASSY., Axle, Rear (See Ref. No. 4)
4	1665601	1	SUPPORT ASSY., Rear (Incl. Ref. No. 3 & 5)
5	1663114	1	BUSHING
6	1611710	2	KLIPRING, Ext. 3/4
7	176440	4	BUSHING
8	1921333	1	CAPSCREW, Hex, 5/16-18 x 1
9	1611709	1	AXLE ASSY., Front (Incl. Ref. No. 7)
10	921133	2	FITTING, Grease, Drive, Type
11	1960114	2	WASHER
12	1677131	1	SPINDLE ASSY., R.H.
13	1930651	2	LOCKNUT, Hex, 3/8-16
14	1921525	1	CAPSCREW, Hex, 1/2-13 x 1-3/4
15	1926192	3	WASHER, 9/16
16	1671260	1	SPACER
17	1930648	1	LOCKNUT, Hex, 1/2-13
18	1611715	1	TIE ROD
19	1677133	1	SPINDLE ASSY., L.H.
20	1919387	1	WASHER, 5/8
21	1917372	1	NUT, Hex, 5/16-18
22	1917356	1	LOCKWASHER, 5/16 (Used on models 1691033, 1691234 & 1691235 only.)
23	1917642	1	WASHER, 5/16
24	1668147	1	GUIDE, Drag Link
25	1611705	2	SPACER, Tie Rod
26	1921210	2	CAPSCREW, 3/8-16 x 1
27	1924940	2	WASHER

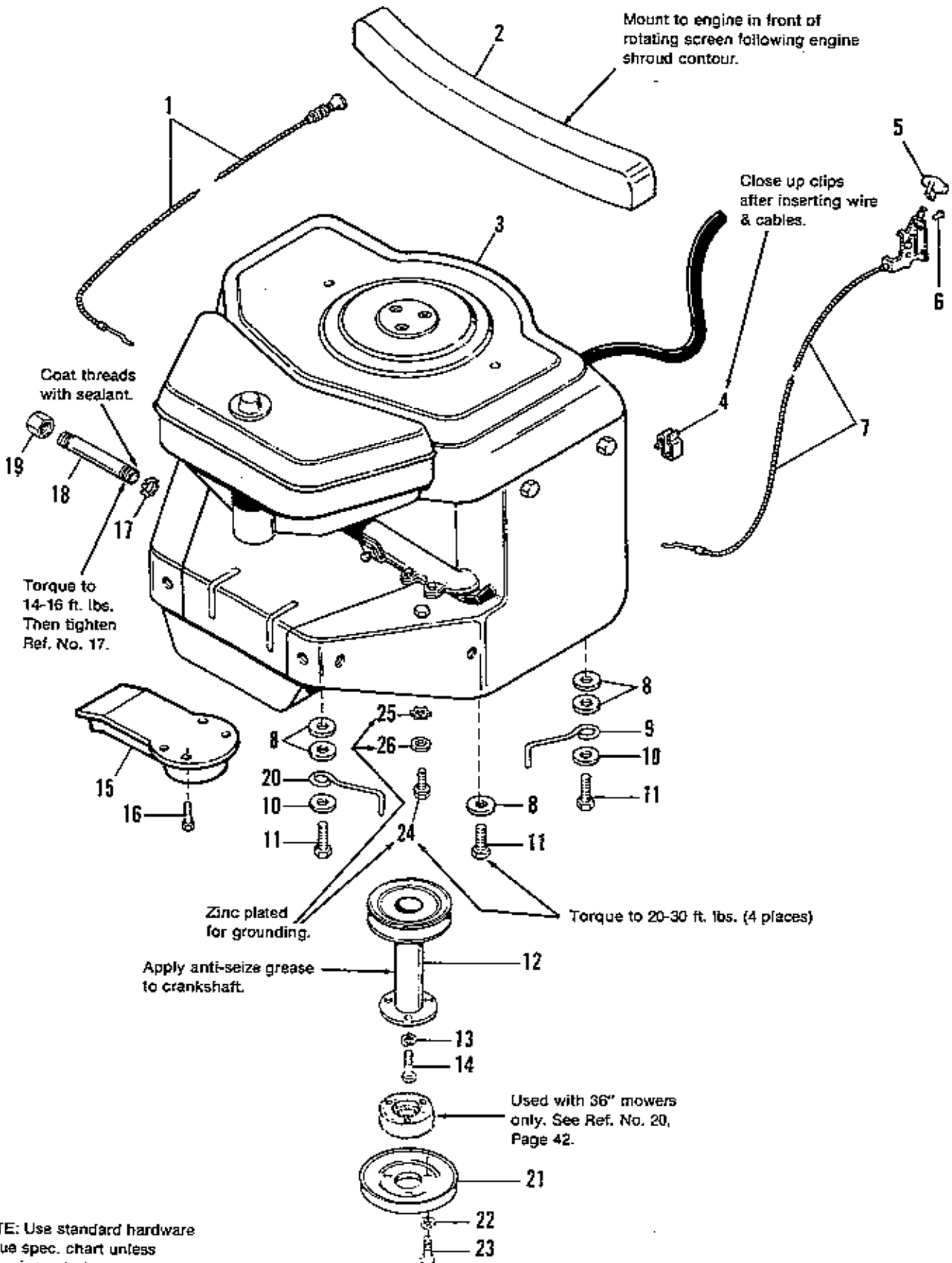




NOTE: Use standard hardware torque spec. chart unless otherwise noted.

Ref. No.	Part No.	Qty.	Description
1	1921332	4	CAPSCREW, Hex Hd., 5/16-18 x 3/4
2	1667513	1	PLATE, Steering
3	1674140	1	SHAFT ASSY., Steering
4	176440	5	BUSHING
5	1667622	1	KEY
6	1928721	2	SETSCREW, 5/16-18 x 1/2
7	1675388	1	GEAR, Steering
8	1652743	1	PLATE, Base, Steering
9	1935048	4	NUT, Hex-Flange, 2 Way Lock 5/16-18
10	1674076	1	ROD, Steering
11	1668927	2	NUT, Special 3/8-24
12	1669567	1	BALL JOINT ASSY.
13	1918403	1	NUT, Jam 3/8-24
14		1	LINK, Drag (Not Serviced Separately) (See Ref. No. 15)
15	1674388	1	LINK ASSY., Drag (Incl. Ref. Nos. 12, 13 & 14)
16	1653617	2	WHEEL & TIRE ASSY.
17	156316	4	BEARING
18	1673352	2	WASHER
19	1611710	2	KLIPRING, External 3/4
20	1673333	2	CAP, Hub, Threaded
21	1653615	2	WHEEL, (Incl. Qty. 2 of Ref. No. 17)
22	1664090	2	TUBE 4.00/3.50-6 (See Note Below)
23	1653618	2	TIRE, 15 x 6.00-6 (Carlisle)
24	172353	2	VALVE STEM & CAP
25	1925690	1	BOLT, Hex 5/16-18 x 3-1/2
26	1919326	2	WASHER, Plain 5/16
27	1923362	1	NUT, Lock 5/16-18
28	1670989	1	WHEEL, Steering
29	1657017	1	CAP, Steering Wheel

**NOTE:** *Simplicity* Tire Sealant can be used to repair tires in place of tubes. See inside front cover of this manual for part number.

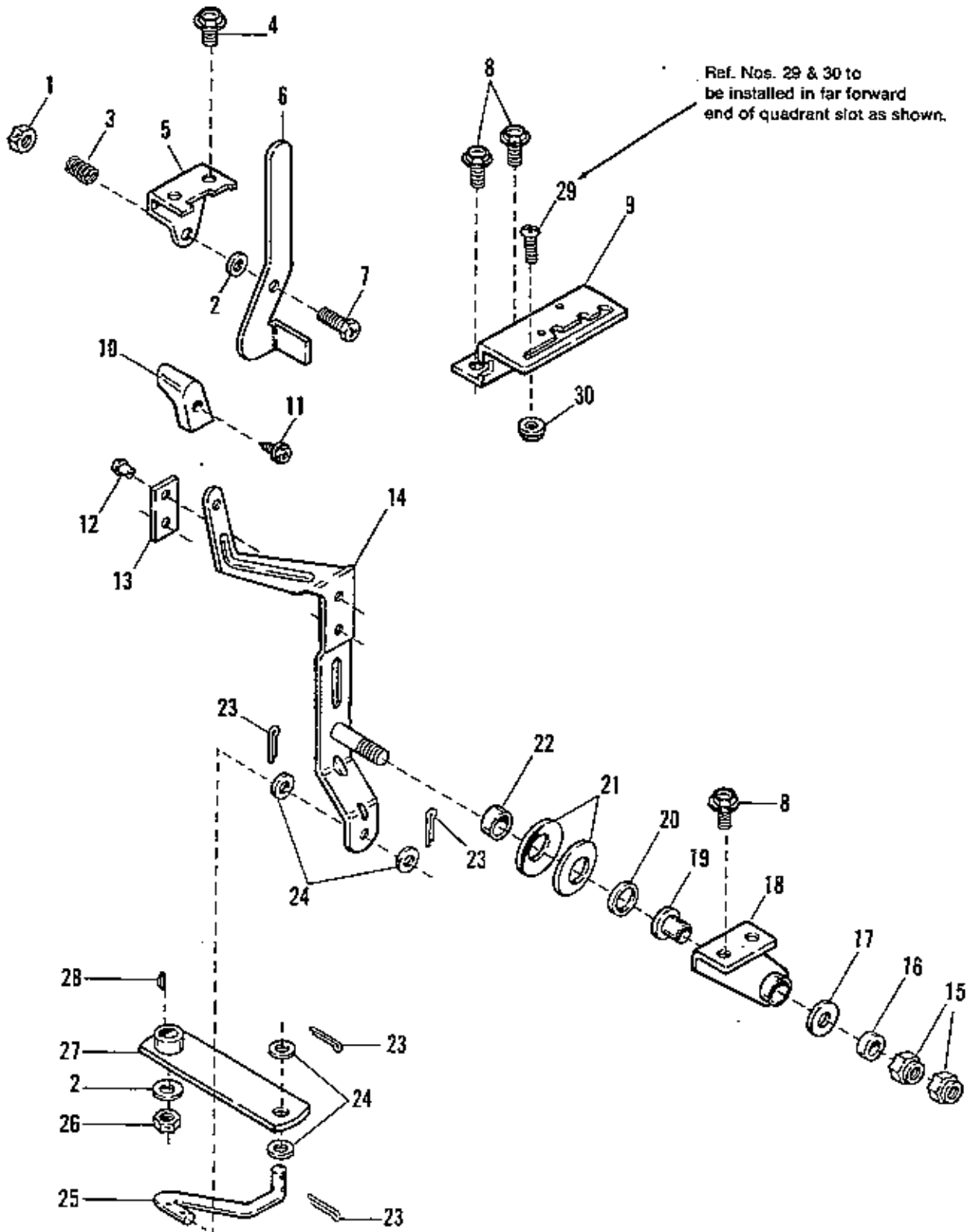




Ref. No.	Part No.	Qty.	Description
1	1667748	1	CONTROL, Choke
2	1665752	1	BAFFLE, Engine, Rear
3		1	ENGINE, 16 H.P.
		1	ENGINE, 12.5 HP
4	1701508	4	CLIP, Wire
5	1656099	1	KNOB
6	960241	2	RIVET, Pop
7	1668047	1	CONTROL ASSY.
8	1924356	5	WASHER, Plain
9	172844	1	STOP, Belt
10	1917378	2	WASHER, Plain, 3/8
11	1930598	3	SCREW, Taptite, 3/8-16 x 1-1/2
12	1672126	1	PULLEY ASSY., Engine
13	1918199	1	LOCKWASHER, 7/16
14	1928038	1	CAPSCREW, Hex, 7/16-20 x 1-1/4
15	1666787	1	EXTENSION ASSY., Muffler
16	1934940	4	SCREW, Hex Thd., Cutting, #8-32 x 3/8
17	1932849	1	LOCKNUT, Conduit
18	1670680	1	PIPE, Oil Drain
19	1667346	1	PIPE, Cap, Hex
20	158499	1	STOP, Belt
21	1669752	1	PULLEY
22	1917356	3	LOCKWASHER, 5/16
23	1921677	3	CAPSCREW, 5/16-18 x 1-1/2
24	930598	1	SCREW, Taptite, 3/8-16 x 1-1/2, Zinc Pltd.
25	920427	1	LOCKWASHER, Ext. Tooth, Zinc Pltd.
26	924356	1	WASHER, Zinc Pltd.

**NOTE:** Use Simplicity Engine Oil as follows:

- 15W40 SF/CD for temperature operating range of 14° F and above.  
(See Inside Front Cover for part number.)
- 5W30 SF/CD for temperature operating range of 32° F and under.  
(See Inside Front Cover for part number.)



NOTE: Use standard hardware torque spec. chart unless otherwise noted.

Ref. No.	Part No.	Qty.	Description
1	1923362	1	NUT, Hex, Lock, 5/16-18
2	1917642	2	WASHER, Plain, 5/16
3	173575	1	SPRING, Compression
4	1925003	2	SCREW, Taptite, 1/4-20 x 1/2
5	1671021	1	SUPPORT, Handle, Release Valve
6	1671941	1	HANDLE, Release Valve
7	1922127	1	CAPSCREW, Hex, 5/16-18 x 1-1/4
8	1664847	4	SCREW, Taptite, 5/16-18 x 3/4
9	1671009	1	QUADRANT
10	171165	1	KNOB
11	1672803	1	SCREW, Plastite, 1/4-20 x 1
12	910542	2	RIVET
13	1672109	1	PLATE, Wear
14	1685237	1	LEVER ASSY., Control (Incl. Ref. Nos. 12 & 13)
15	1930631	2	NUT, Hex, Jam Lock, 5/8-11
16	172914	1	SPACER
17	121210	1	WASHER
18	1671897	1	SUPPORT ASSY. Control (Incl. Ref. No. 19)
19	1671936	1	BUSHING
20	173668	1	WASHER, Special
21	1671024	2	WASHER, Spring
22	1671896	1	SPACER
23	1918447	4	PIN, Cotter
24	1924940	4	WASHER, Plain, 13/32 x 7/8
25	1671002	1	LINK, Control
26	1930651	1	NUT, Hex, Lock, 3/8-16
27	1670673	1	ARM ASSY., Control
28	905119	1	KEY, Woodruff, #3, 1/8 x 1/2
29	1700819	1	SCREW, Truss Hd., 1/4-20 x 3/4 (12.5 HP only)
30	1930642	1	NUT, Hex Flange Lock, 1/4-20 (12.5 HP only)

**WARNING**

Use extreme caution around rotating fan.

**ADJUSTMENT OF RELEASE VALVE HANDLE**

1. With engine and parking brake off and control lever (Ref. No. 14) in the neutral detent position, engage the release valve handle (Ref. No. 6). With lever engaged (handle moved forward to its detent and plunger on hydrostatic transmission depressed) check to see that plunger is within 1/16" to 1/8" of bottoming on transmission fitting. Adjust release valve handle support (Ref. No. 5) to achieve dimension. NOTE: Tractor is not to be towed faster than walking speed (1 mph).
2. Set release valve handle (Ref. No. 6) in engaged position (handle moved forward to its detent) and tighten locknut (Ref. No. 1) so the spring is compressed to 13/16 to 7/8 inches.

**CONTROL LEVER TENSION**

1. Tighten nut (Ref. No. 15) until the effort of control lever (Ref. No. 14) is 14 to 20 lbs. as it is moved from full forward to neutral.

**NEUTRAL ADJUSTMENT**

1. Check to see that release valve handle (Ref. No. 6) is not depressing plunger on hydrostatic transmission. Set control lever assy. (Ref. No. 14) so it is near vertical.
2. With engine running, set control lever assy. (Ref. No. 14) so rear wheels have no forward or reverse motion when the test stand is applying no load.
3. Move quadrant (Ref. No. 9) to position control lever (Ref. No. 14) into the neutral detent on the quadrant and tighten the two taptite screws (Ref. No. 8) into frame.
4. Cycle control lever assy. (Ref. No. 14) from neutral to full forward, return to neutral and check for creep. Cycle control lever from neutral to full reverse, return to neutral and check for creep. If unit creeps, repeat adjustment.

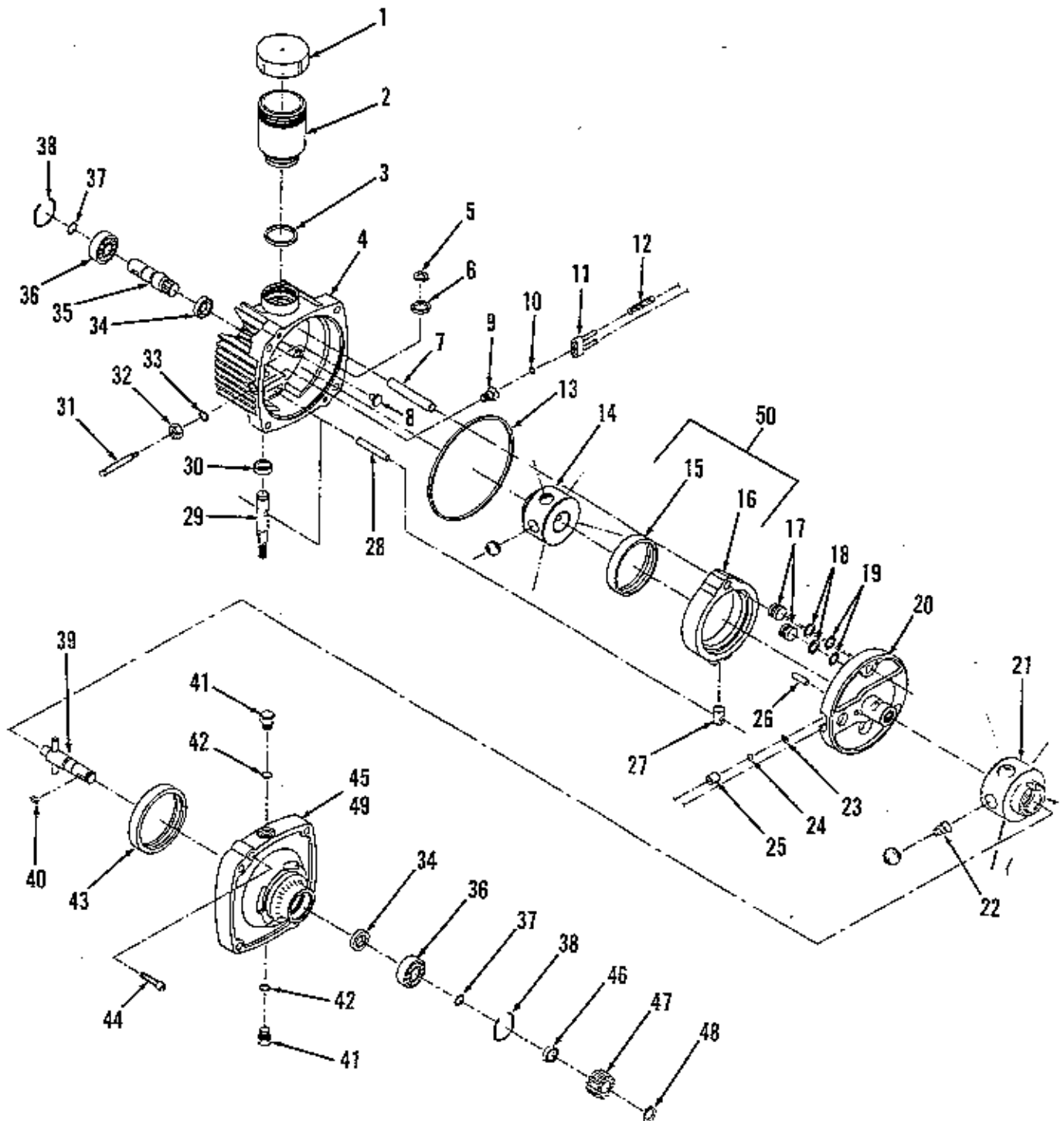
**RELEASE VALVE CHECK**

1. With engine off and parking brake off, set release valve handle (Ref. No. 6) in engaged position (handle moved forward to its detent). Check that unit will move with minimal effort.



Ref. No.	Part No.	Qty.	Description
1	1928352	4	NUT, Hex, Flange Lock, 3/8-16
2	1916965	11	LOCKWASHER, 3/8
3	1935048	4	NUT, Hex, 5/16-18
4	1960201	2	WASHER, 1 x 1-7/8
5	1917642	4	WASHER, 5/16
6	1670562	2	SUPPORT, Transmission
7	1670563	2	"U" BOLT, Axle
8	1921210	7	CAPSCREW, Hex, 3/8-16 x 1
9	1673516	2	CAP, Hub, Threaded
10	1672234	1	TRANSMISSION, Hydrostatic (See pages 18 & 19 for parts list)
11	910536	2	KEY, Woodruff, #18, 1/4 x 1-1/4
12	1671154	1	GASKET
13		1	GEAR REDUCTION & DIFFERENTIAL ASSY. (See page 58 for parts list)
14	905119	1	KEY, Woodruff, #3, 1/8 x 1/2
15	1960110	2	SETSCREW, Hex Pt., Cup, 1/4-28
16	1670855	1	PULLEY, Transmission
17	1672135	1	BELT, "V" Drive, Transmission
18	1671718	1	FAN, 6-3/4" Diameter
19	1960151	1	WASHER
20	1921958	1	CAPSCREW, Hex, 1/4-2 x 1/2
21	1923903	2	CAPSCREW, Hex, 3/8-16 x 3
22	932577	2	RING, Retaining
23	168055	4	WASHER, 1 x 1-3/4, Thrust
24	1960070	2	WASHER, Plain, 1 x 1-3/4, Plated
25	1672236	2	WHEEL & TIRE ASSY., 20 x 10 - 10 (Used on 1691033, 1691235, 1691362 & 1691473 only)
	1673329	2	WHEEL & TIRE ASSY., 20 x 8 - 10 (Used on 1691032 & 1691234 only)
26	1665326	2	TIRE, 20 x 10 x 10 (Used on 1691033, 1691235, 1691362 & 1691473 only)
	173456	2	TIRE, 20 x 8 x 10 (Used on 1691032 & 1691234 only)
27	1672235	2	WHEEL ASSY.
28	172353	2	VALVE STEM & CAP
29	1916964	1	LOCKWASHER, 1/4
30	1672061	1	BELT STOP
31	922918	2	CAPSCREW, 3/8-16 x 3-1/4
32	917378	2	WASHER, 3/8
33	173477	2	TUBE (For Service Only. See note below.)

**NOTE:** *Simplicity* Tire Sealant can be used to repair tires in place of tubes. See inside front cover of this manual for part number.



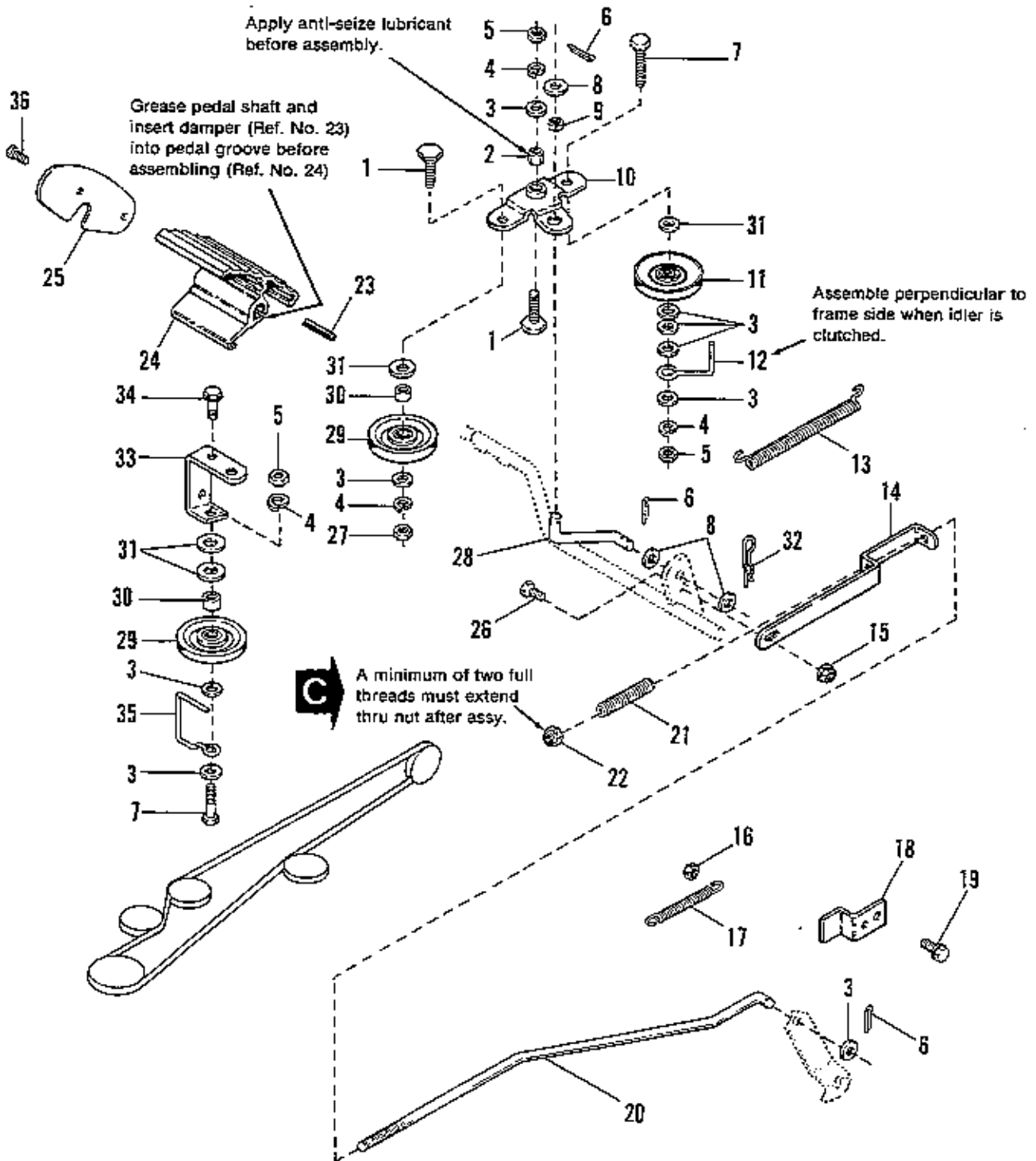
NOTE: Use *Simplicity* Multi-Purpose Hydraulic/Transmission Oil.

Ref. No.	Part No.	Qty.	Description
1	1700049	1	RESERVOIR COVER, Sub-Assy.
2	1700050	1	RESERVOIR BODY
**3	1671282	1	SEAL RING, Square Cut
4	1671283	1	COVER, Service Kit (Includes Ref. Nos. 5, 6, 7, 28, 29, 30 & 34)
5	1671591	1	RING, External Retaining
6	1671284	1	WASHER, Control Shaft
*7		1	DOWEL, Pivot Pin (Included in Ref. No. 4)
8	1671285	1	BUTTON
9	1671286	1	FITTING GUIDE, O-Ring S.A.
**10	1671287	1	O-RING
11	1671586	1	BRACKET, Pins, Sub-Assy.
12	1671587	2	SPRING, Valve
**13	1671288	1	SEAL RING, Square Cut
14	1671289	1	PUMP ROTOR, Ball, Sub-Assy.
*15		1	PUMP RACE (Included in Ref. No. 50)
*16		1	RING, Cam (Included in Ref. No. 50)
*17		2	PISTON (Included in Ref. No. 20)
*18		2	RING, Back-Up (Included Ref. No. 20)
*19		2	O-RING
20	1671290	1	PINTLE, Sub-Assy. (Includes Ref. Nos. 17, 18, 19, 23, 24, 25 & 26)
21	1671291	1	MOTOR ROTOR, Ball, Sub-Assy. (Includes Qty. 5 of Ref. No. 22)
22	1671302	5	SPRING, Piston
*23		2	RING, Retaining (Included in Ref. No. 20)
*24		2	BALL, Grade 200 (5/16 Dia.) (Included in Ref. No. 20)
*25		2	VALVE BODY, Check (Included in Ref. No. 20)
*26		1	PIN, Coil (5/16 x 3/4) (Included in Ref. No. 20)
27	1671301	1	CAM RING, Insert
*28		1	DOWEL (3/8 x 1-3/4) (Included in Ref. No. 4)
*29		1	SHAFT, Control (Included in Ref. No. 4)
**30	1671300	1	SEAL, Oil
31	1671299	1	SHAFT, Dump Valve
32	1671298	1	NUT, Gasket, Sub-Assy.
**33	1671297	1	O-RING
**34	1671296	2	SEAL, Oil
35	1671295	1	SHAFT, Input
36	1671294	2	BEARING, Ball (Input)
37	1671293	2	RING, Snap
38	1671292	2	RING, Retaining
39	1671309	1	OUTPUT SHAFT, Sub-Assy.
40	905119	1	KEY, Woodruff
41	1671303	2	O-RING, Plug, Sub-Assy.
**42	1671304	2	TUBE FITTING, O-Ring
43	1671589	1	MOTOR RACE
44	1671310	2	CAPSCREW, Socket Hd
45	1671305	1	BODY
46	1671306	1	SPACER
47	1672257	1	DRIVE GEAR
48	1671308	1	RING, External Retaining
49	1671590	1	BODY, Sub-Assy. (Includes Ref. Nos. 34, 36, 37, 38, 39, 43 & 45)
50	1671588	1	CAM RING, Sub-Assy. (Includes Ref. Nos. 15 & 16)

\*Not Serviced Separately.

\*\*Contained in 1685260 Seal Kit

Use only *Simplicity* Hydrostatic/Transmission Fluid in Hydro Pump. See Inside front cover for part number.

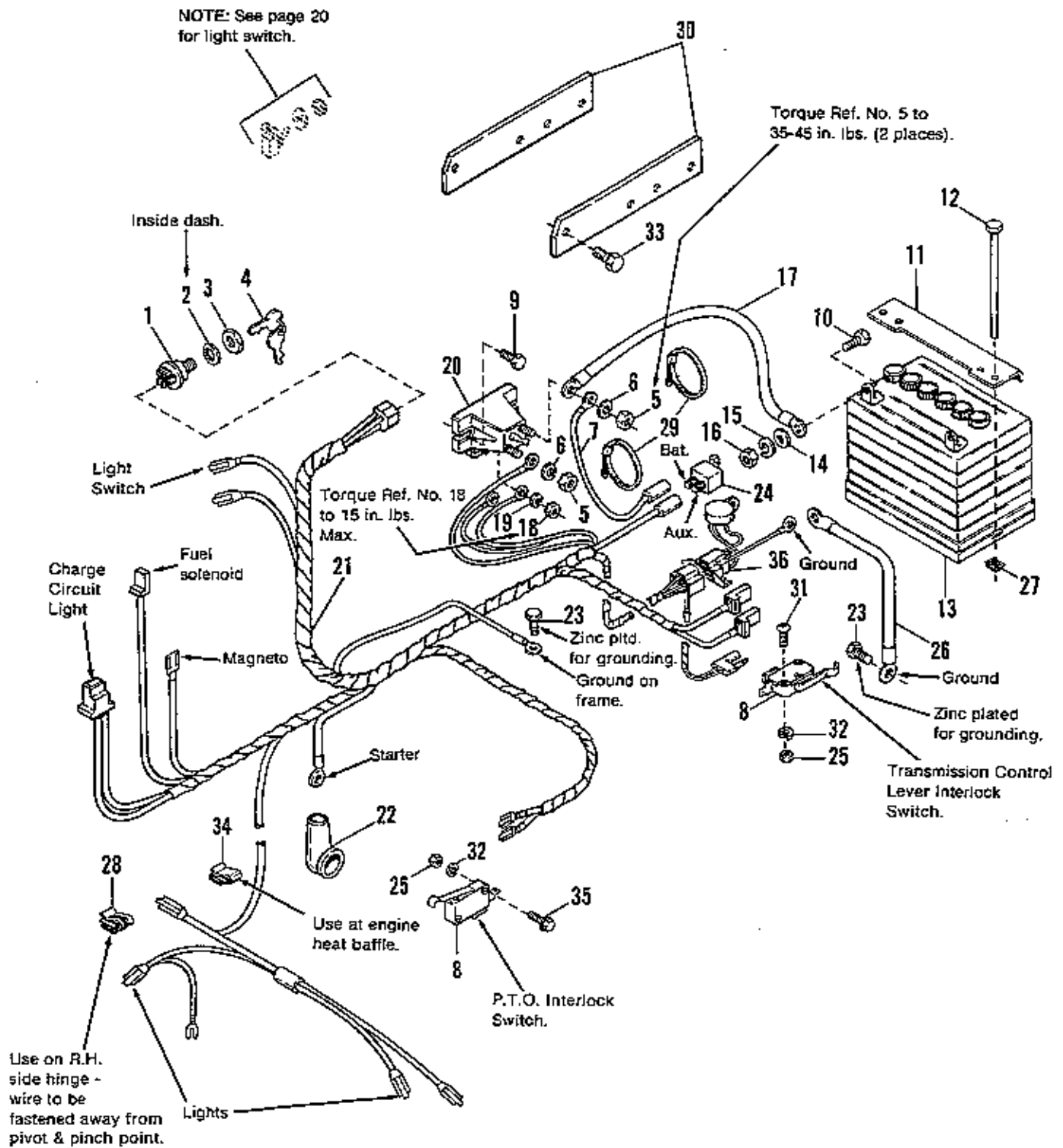


NOTE: Use standard hardware torque spec. chart unless otherwise noted.



Ref. No.	Part No.	Qty.	Description
1	1960032	2	SCREW, Hex, 3/8-16 x 1-1/4, Thin Hd.
2	1669999	1	SPACER
3	1917842	9	WASHER, Plain, 5/16
4	1916965	4	LOCKWASHER, 3/8
5	1916950	3	NUT, Hex, 3/8-16
6	1918447	3	PIN, Cotter, 3/4
7	1921971	2	CAPSCREW, Hex Hd., 3/8-16 x 1-3/4
8	1924940	3	WASHER, Plain, 13/32 x 7/8, 14 Ga.
9	1669255	1	BUSHING, Ball
10	1672122	1	ARM ASSY., Clutch
11	174561	1	PULLEY, Idler
12	1656054	1	STOP, Belt
13	1666759	1	SPRING, Tension, Clutch
14	1663138	1	GUIDE, Rod
15	1930645	1	NUT, Hex, Flange Lock, 3/8-16
16	1928731	1	NUT, Jam Lock, 3/8-16
17	159106	1	SPRING, Brake Return
18	1670817	1	STOP, Brake Lever
19	1925003	2	SCREW, Taptite, 1/4-20 x 1/2
20	1670564	1	ROD, Brake
21	1663136	1	SPRING
22	1924433	1	NUT, Hex Lock, 5/16-18
23	1657322	1	DAMPER, Rubber
24	1656852	1	PEDAL, Foot
25	1656854	1	PLATE, End
26	1921965	1	CAPSCREW, Hex, 3/8-16 x 3/4
27	1917421	1	NUT, Hex, Jam, 3/8-16
28	1672120	1	LINK, Clutch Arm
29	1685151	2	PULLEY ASSY.
30	1666294	2	SPACER
31	1922755	4	WASHER, 13/32 x 1.10 Ga. Plain
32	1960074	1	CLIP, Spring
33	1672536	1	BRACKET, Idler
34	1930601	2	SCREW, Taptite, 5/16-18 x 5/8
35	1672537	1	BELT STOP
36	1927429	2	SCREW, Taptite, 1/4-20 x 5/8

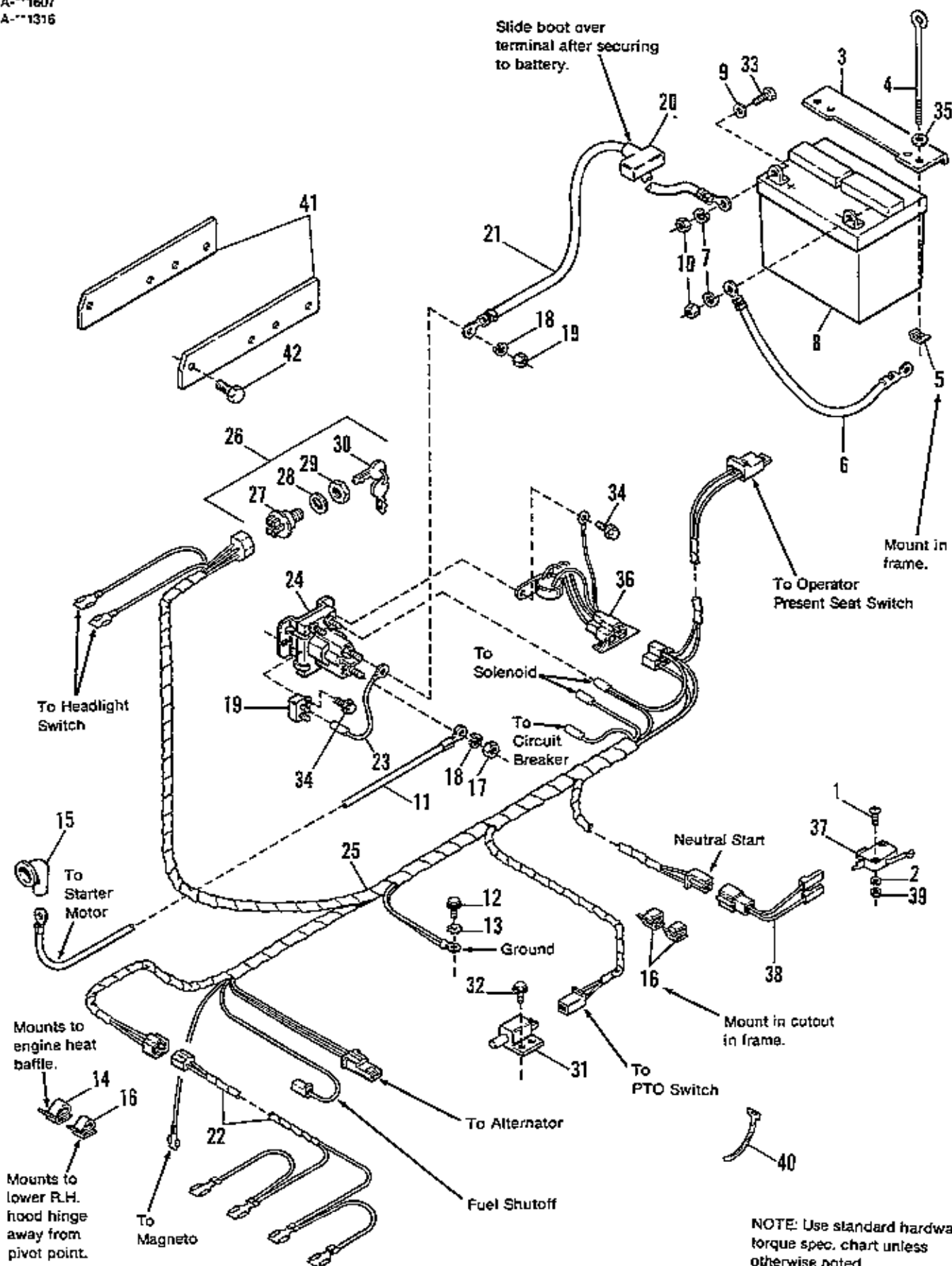
**NOTE:** See Operator's Manual to adjust brake & clutch.



NOTE: Use standard hardware torque spec. chart unless otherwise noted.

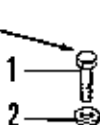
Ref. No.	Part No.	Qty.	Description
1	1674244	1	SWITCH, Ignition (Incl. Ref. No. 2, 3 & 4)
2	918906	1	LOCKWASHER, Internal Tooth, 5/8
3	122234	1	NUT, 5/8-32
4	122203	1	KEYS, Set of 2
5	1920263	2	NUT, Hex, 5/16-24
6	917356	2	LOCKWASHER, 5/16
7	1665237	1	WIRE ASSY. (Circuit Breaker)
8	1665586	2	SWITCH, Interlock
9	927429	2	SCREW, Taptite, 1/4-20 x 5/8
10	923341	2	CAPSCREW, Hex, 1/4-20 x 3/4
11	1669831	1	CLAMP, Battery
12	1928634	2	CAPSCREW, Hex, 1/4-20 x 7
13	1685215	1	BATTERY SERVICE KIT, 39 Amp.
14	921319	2	WASHER, 1/4
15	916964	2	LOCKWASHER, 1/4
16	916622	2	NUT, Hex, 1/4-20
17	1677297	1	CABLE
18	1917415	1	NUT, Hex, #10-32
19	1922711	1	LOCKWASHER, Ext. #10
20	1685290	1	SOLENOID
21	1672672	1	HARNESS, Wiring
22	122023	1	COVER, Terminal
23	927428	2	SCREW, Taptite, 1/4-20 x 3/8
24	1665238	1	CIRCUIT BREAKER
25	1931003	4	NUT, Hex, #5-40
26	1603618	1	CABLE
27	926022	2	NUT, Retainer, 1/4-20
28	176675	1	WIRE CLIP
29	932747	2	TIE, Self-Locking
30	1670674	2	BRACE, Shift Panel
31	1935031	2	SCREW, Rd. Hd., Phil #5-40 x 3/4
32	1930947	4	LOCKWASHER, #5
33	1927428	4	SCREW, Taptite, 1/4-20 x 3/8
34	930222	1	WIRE CLIP
35	1935944	2	SCREW, Taptite, #5-40 x 3/4
36	1672654	1	MODULE - DSI INTERLOCK

A-1607  
A-1316

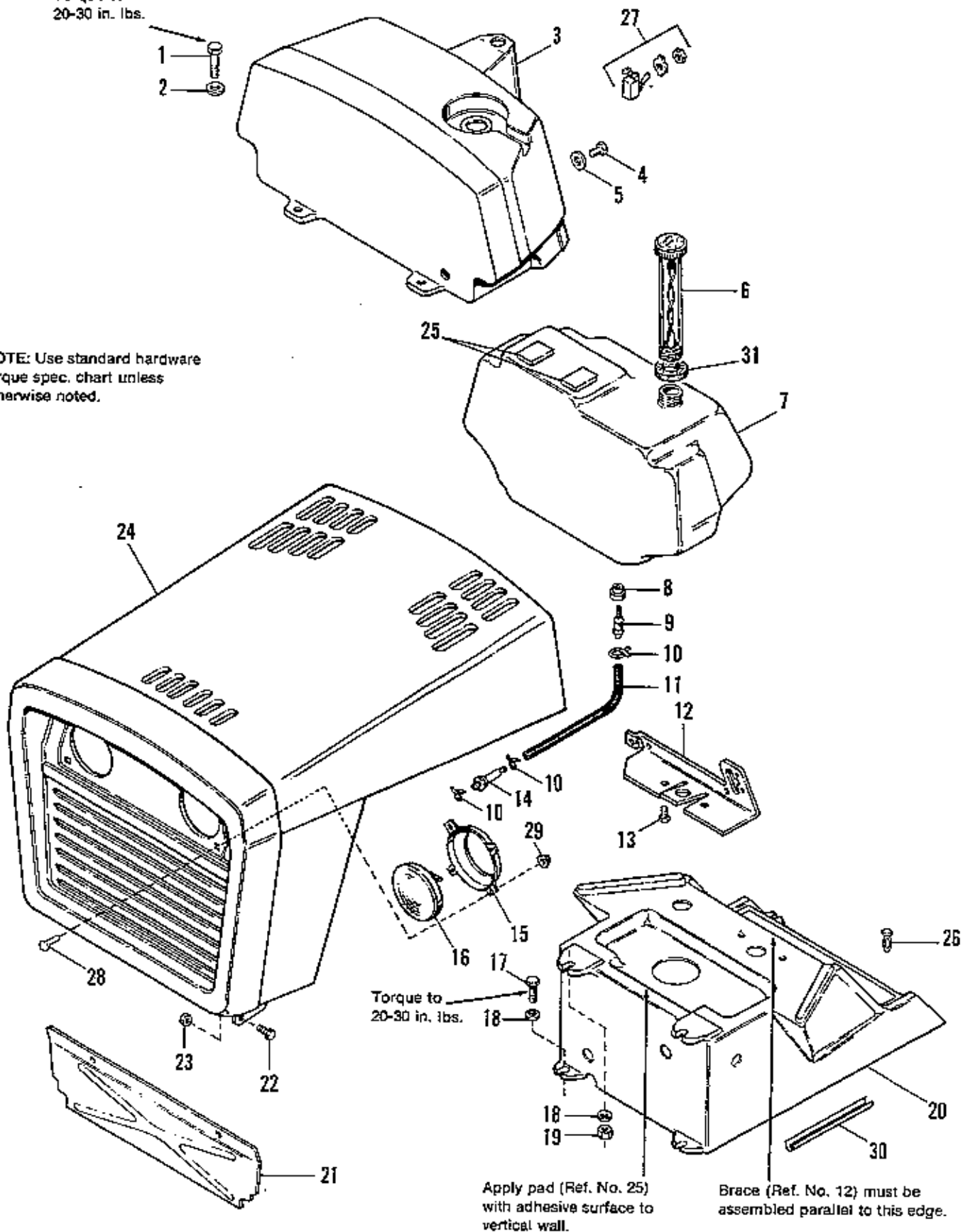


Ref. No.	Part No.	Qty.	Description
1	1935031	2	SCREW, Phillips, #5-40 x 3/4
2	1930947	2	LOCKWASHERS, #5
3	1669831	1	HOLD DOWN, Battery
4	1700472	2	HOLD DOWN, Battery, Thrd.
5	926022	2	NUT, Retainer, 1/4-20
6	1603618	1	CABLE
7	916964	2	LOCKWASHER, 1/4
8	1685215	1	BATTERY SERVICE KIT, 39 Amp (includes decal)
9	921319	2	WASHER, Plain
10	916622	2	NUT, Hex, Full, 1/4-20
11	1701522	1	CABLE (Solenoid to Starter)
12	927428	2	SCREW, Taptite, 1/4-20 x 3/8 Zinc Pltd.
13	921880	1	LOCKWASHER, Ext. Tooth
14	930222	1	CLIP, Wire
15	122023	1	COVER, Terminal
16	165073	3	CLIP, Speed
17	1920263	2	NUT, Hex, Full, 5/16-18
18	917356	2	LOCKWASHER, 5/16
19	1665238	1	BREAKER, Circuit
20	1677296	1	BOOT, Insulator
21	1927428	6	SCREW, Taptite, 5/16-18 x 3/8
22	1702440	1	WIRE ASSY., Headlights
23	1665237	1	WIRE ASSY.
24	1685290	1	SOLENOID
25	1701618	1	HARNESS, Wiring (1691431, 1691668)
26	1674244	1	SWITCH, Ignition (Incl. Ref. Nos. 29 & 30)
27		1	SWITCH (See Ref. No. 26)
28	918906	1	LOCKWASHER, Internal, 5/8
29	122234	1	NUT, Hex, 5/8-32
30	122203	1	KEYS
31	1701580	1	SWITCH, P.T.O.
32	1929477	4	SCREW, Taptite, #10-24 x 1/2
33	1923341	2	CAPSCREW, 1/4-20 x 3/4
34	927429	2	SCREW, Taptite, 1/4-20 x 5/8
35	1917377	2	WASHER, 1/4
36	1672654	1	MODULE - DSI, Interlock
37	1665586	1	SWITCH, Transmission Interlock
38	1702323	1	ADAPTOR, Wire
39	1931003	2	NUT, Hex, #5-40
40	932747	1	TIE, Cable
41	1670674	1	BRACE, Shift Panel

Torque to  
20-30 in. lbs.



NOTE: Use standard hardware  
torque spec. chart unless  
otherwise noted.

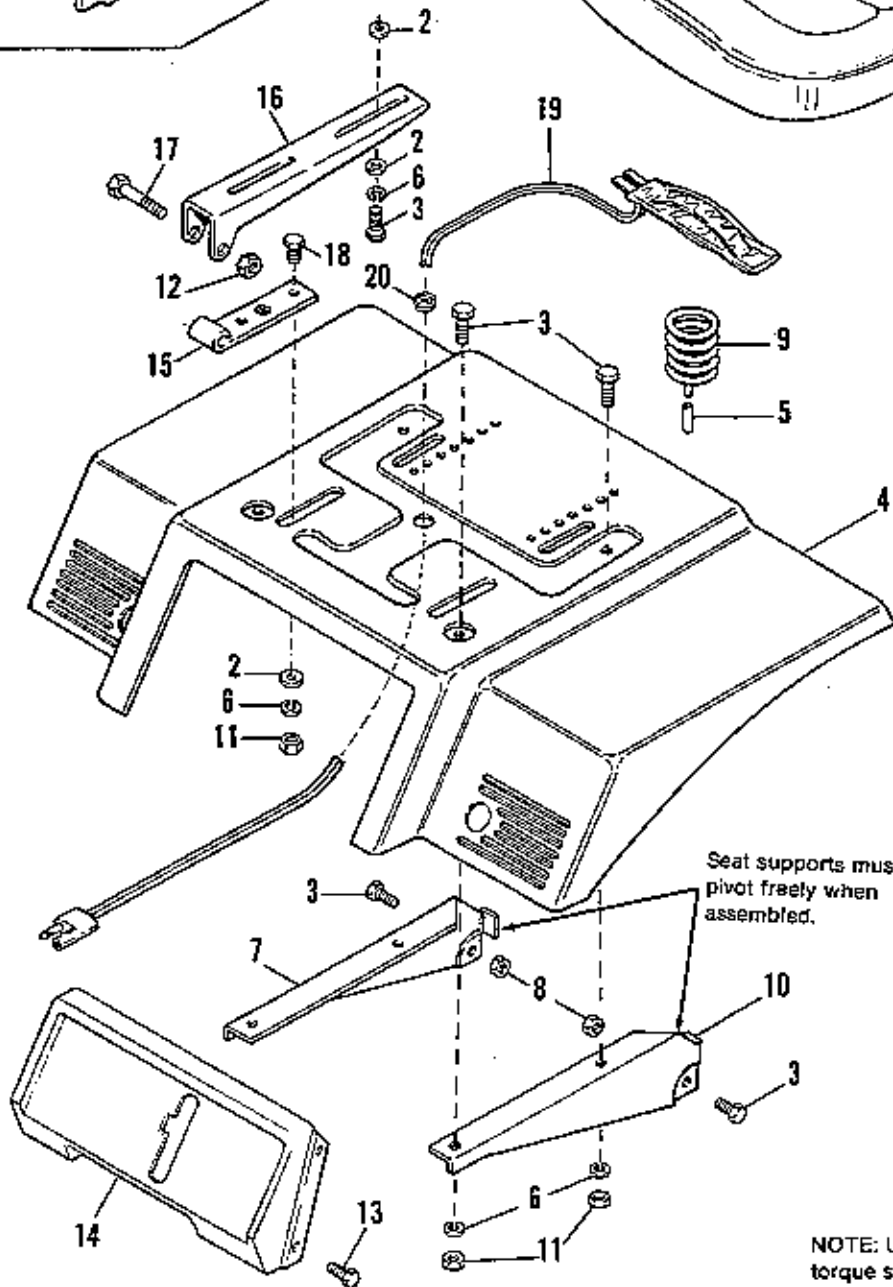
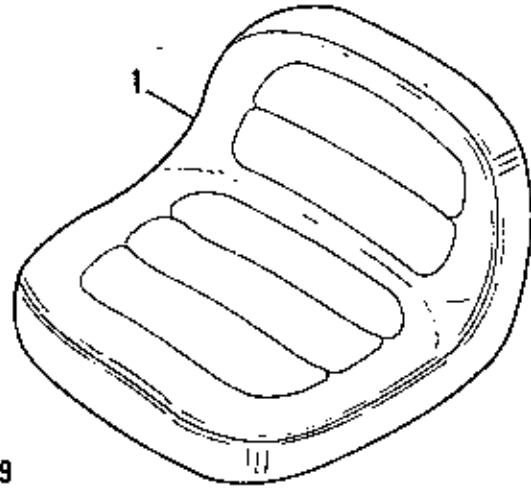
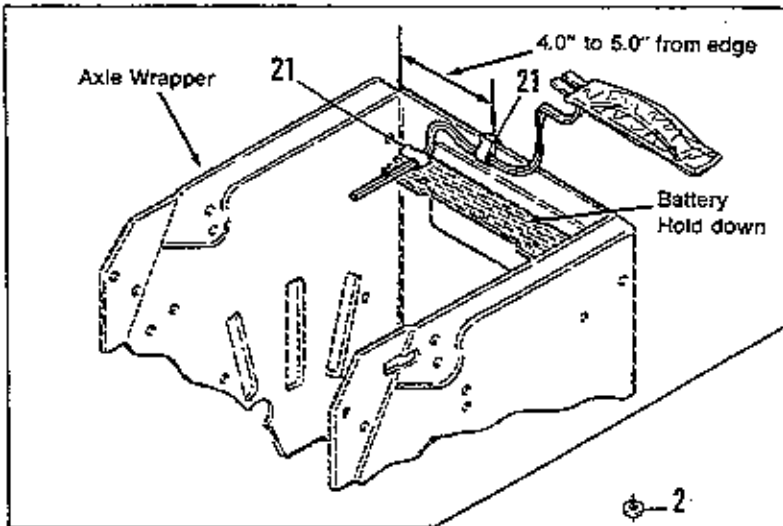


Torque to  
20-30 in. lbs.

Apply pad (Ref. No. 25)  
with adhesive surface to  
vertical wall.

Brace (Ref. No. 12) must be  
assembled parallel to this edge.

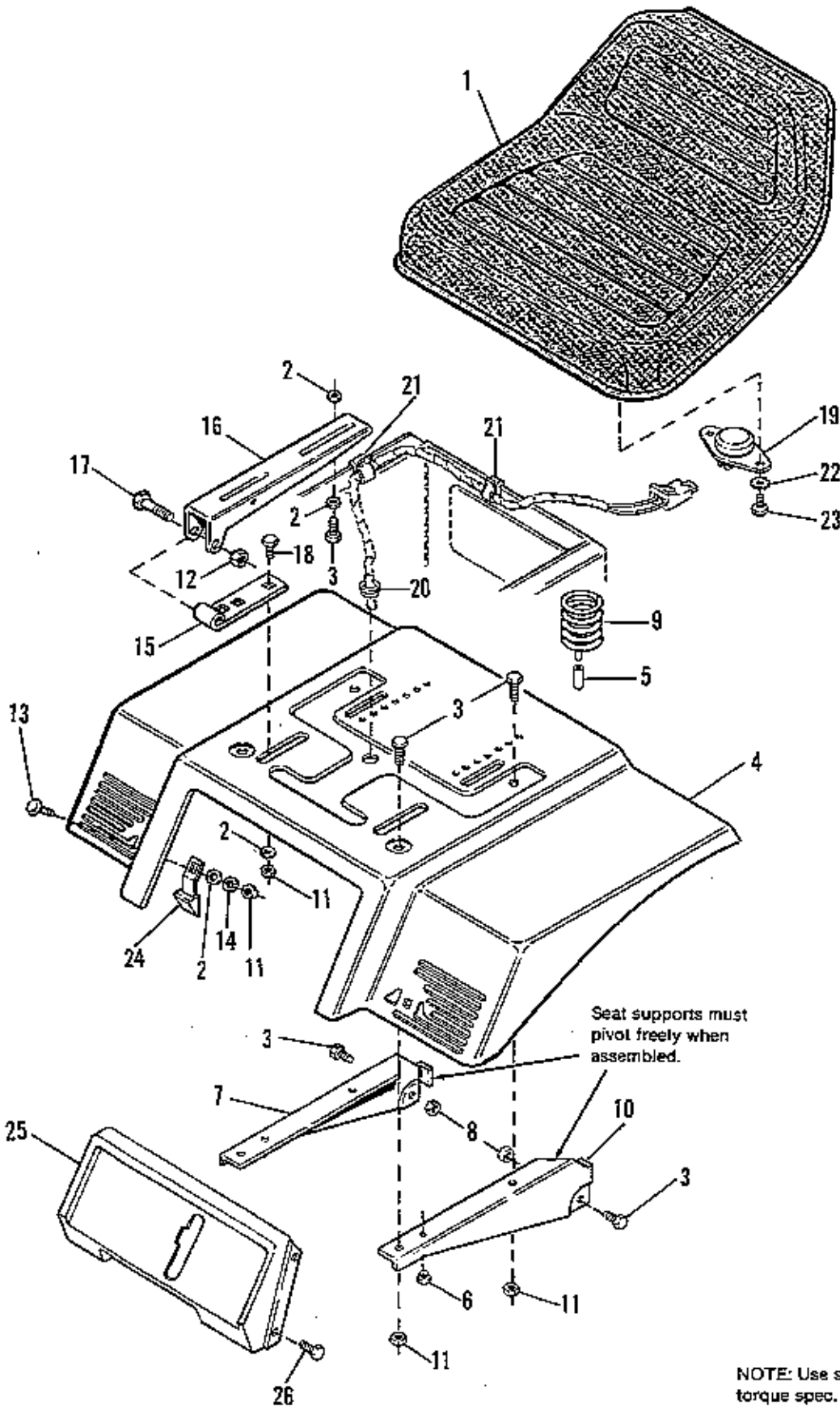
Ref. No.	Part No.	Qty.	Description
1	1921961	2	CAPSCREW, Hex Hd., 1/4-20 x 1-1/4
2	1917377	2	WASHER, Plain, 1/4
3	1673058	1	DASH BOARD, Top
4	1930561	2	SCREW, #14 x 3/4
5	1916955	2	WASHER, Plain, 3/16
6	171252	1	CAP, Fuel
7	1685297	1	TANK ASSY., Fuel (incl. Ref. Nos. 8, 9, 10 Qty. 1, & 11)
8	1854930	1	BUSHING
9	1666447	1	FITTING
10	1960112	3	CLAMP, Hose
11	1676861	1	HOSE, Fuel
12	1665301	1	BRACE, Dash
13	1925592	2	SCREW, Hex, Taptite, 1/4-20 x 3/4
14	173206	1	FILTER, Fuel
15	1665813	2	BRACKET, Support, Headlight
16	1665853	2	LAMP, Sealed Beam
17	1929783	4	SCREW, Hex, Taptite, 1/4-20 x 1
18	1931704	6	LOCKWASHER, Dished Type, 1/4
19	1923358	2	LOCKNUT, Hex, 1/4-20
20	1668641	1	DASH, Board, Bottom
21	1665751	1	BAFFLE, Engine, Front
22	1921966	2	CAPSCREW, Hex Hd., 3/8-16 x 7/8
23	1930651	2	LOCKNUT, Hex, 3/8-16
24	1669410	1	HOOD & GRILLE ASSY.
25	173335	2	PAD
26	1667248	4	CLIP, Canoe
27	122184	1	SWITCH, Toggle
28	1960253	4	BOLT, Carriage, #10-24 x 1/2
29	1665253	4	PAL NUT, #10-24
30	1672123	2	EDGING, Lower Dash
31	1664897	1	WASHER, Foam, Fuel Cap



NOTE: Use standard hardware torque spec. chart unless otherwise noted.

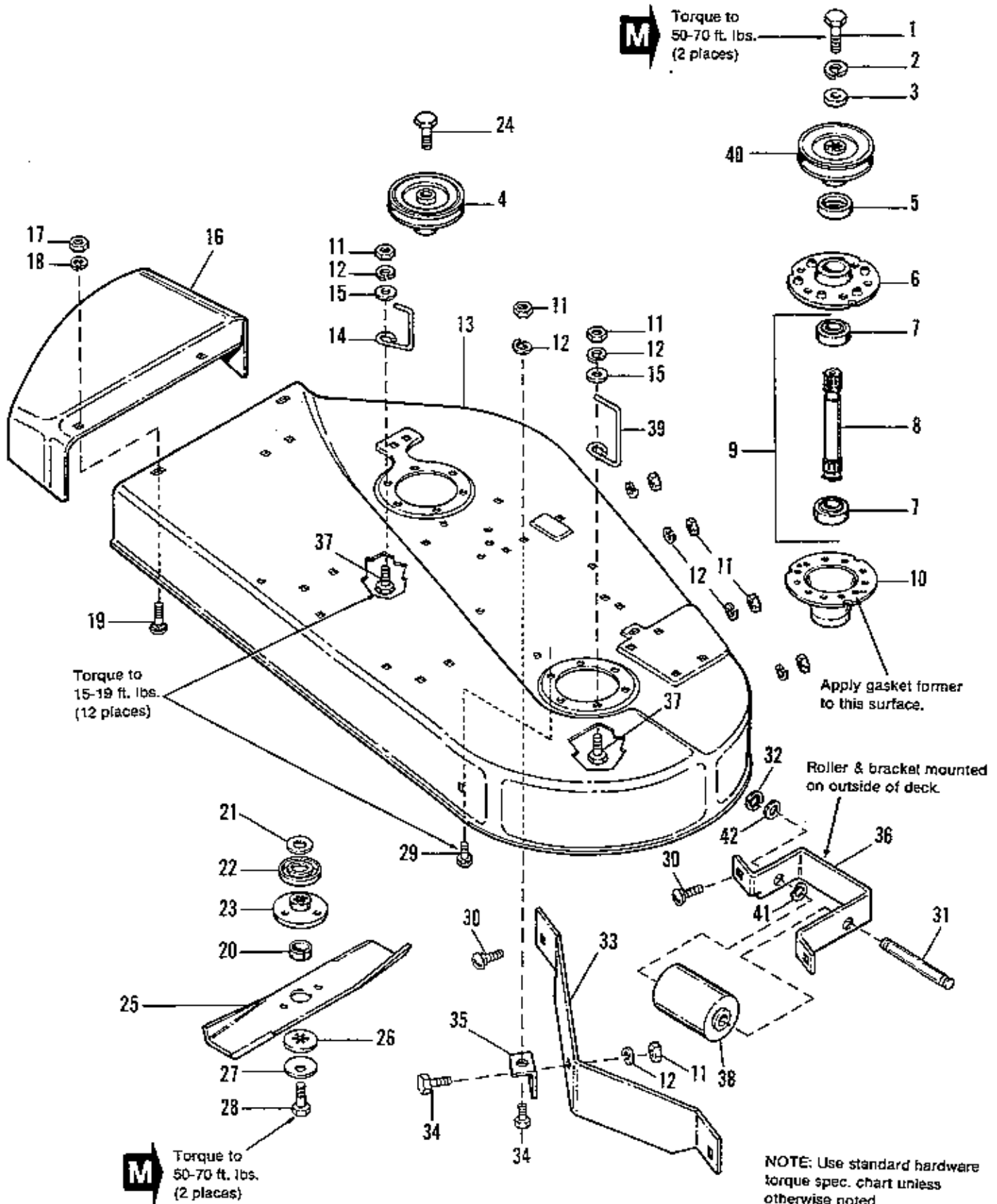


Ref. No.	Part No.	Qty.	Description
1	1676539	1	SEAT
2	1917642	12	WASHER, Plain, 5/16
3	1921332	10	CAPSCREW, Hex, 5/16-18 x 3/4
4	1676537	1	DECK, Seat
5	1666691	2	COVER, Wire
6	1917356	12	LOCKWASHER, 5/16
7	1654708	1	SUPPORT, Seat, R.H.
8	1923362	2	LOCKNUT, Hex, 5/16-18
9	1666690	2	SPRING, Seat
10	1654709	1	SUPPORT, Seat, L.H.
11	1917372	8	NUT, Hex, Full, 5/17-18
12	1930651	2	LOCKNUT, Hex, 3/8-16
13	1925003	4	SCREW, Hex, Taptite, 1/4-20 x 1/2
14	1670670	1	PANEL, Shift
15	1678415	2	HINGE, Lower
16	1666200	2	HINGE, Upper
17	1923701	2	CAPSCREW, Hex, 3/8-16 x 2
18	1922109	4	CAPSCREW, Hex, 5/16-18 x 1.0
19	1671703	1	SWITCH, Seat
20	1676624	1	BUSHING, Universal
21	176675	2	CLIP

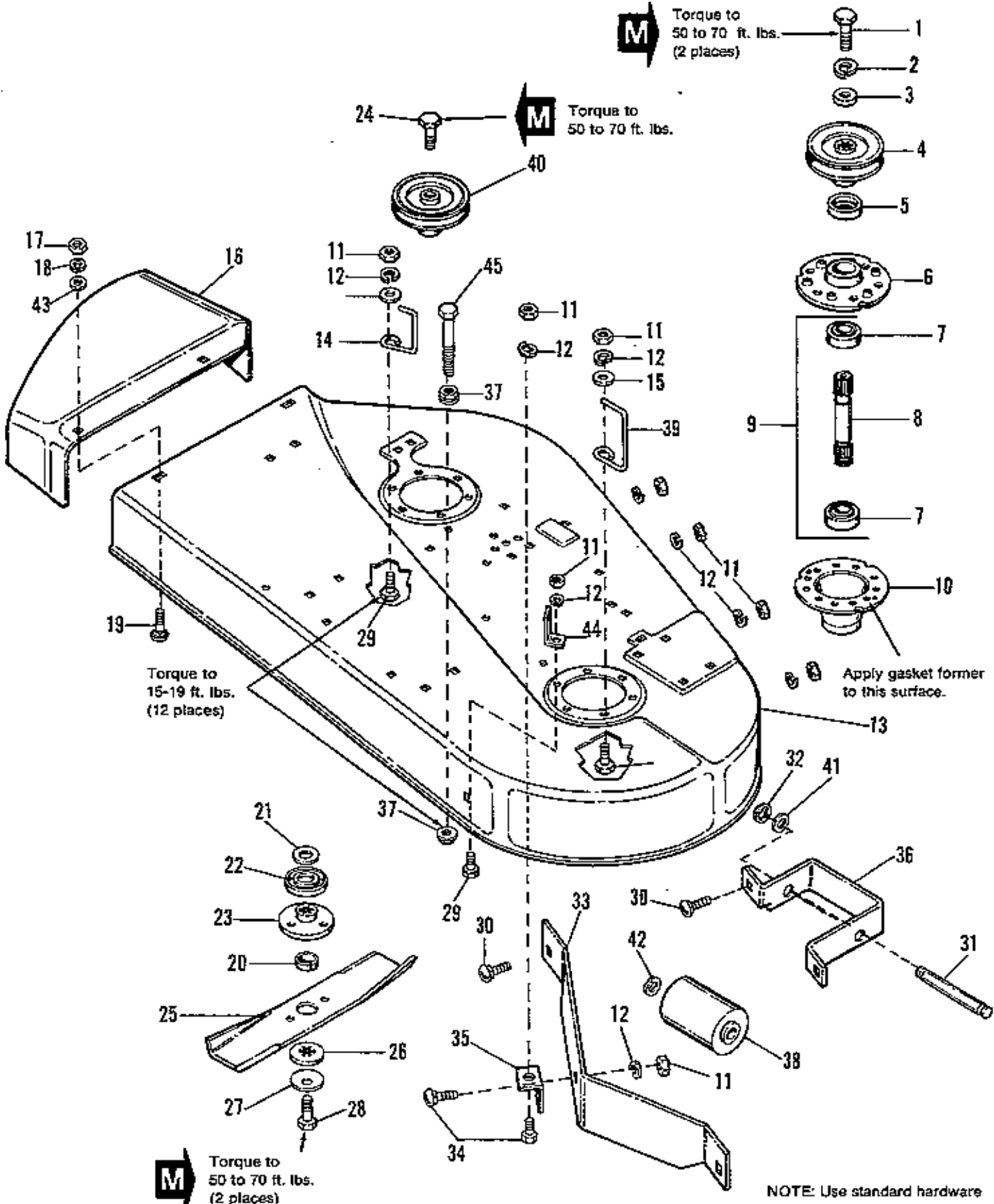


## Seat &amp; Deck Group

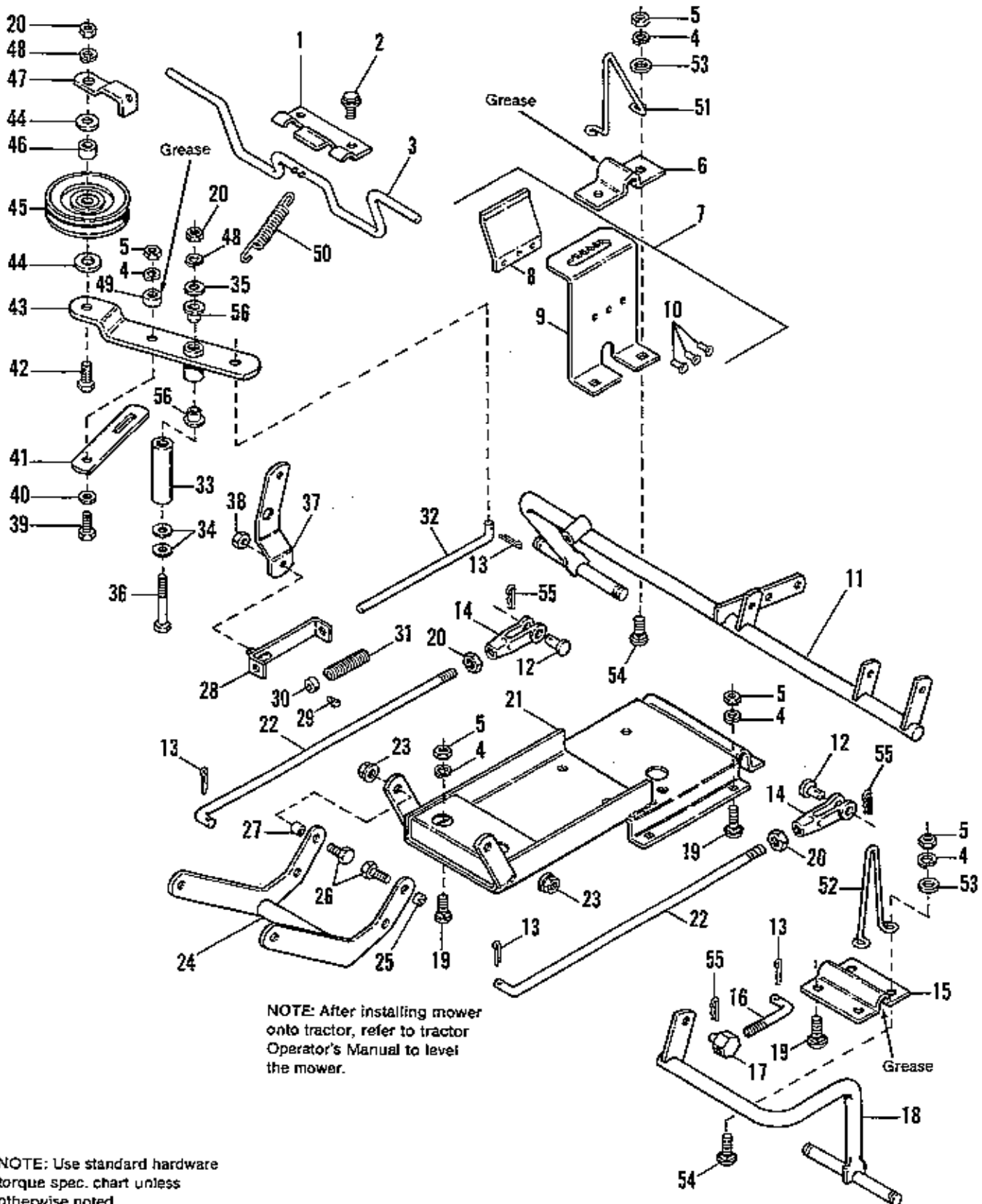
Ref. No.	Part No.	Qty.	Description
1	1611780	1	SEAT
2	1917642	10	WASHER, Plain, 5/16
3	1921332	10	CAPSCREW, Hex, 5/16-18 x 3/4
4	1679885	1	DECK, Seat
5	1666691	2	COVER, Wire
6	1701742	2	BUMPER, Plug
7	1701736	1	SUPPORT, Seat, R.H.
8	1923362	2	LOCKNUT, Hex, 5/16-18
9	1666690	2	SPRING, Seat
10	1701737	1	SUPPORT, Seat, L.H.
11	1917372	10	NUT, Hex, Full, 5/17-18
12	1930651	2	LOCKNUT, Hex, 3/8-16
13	1931333	2	BOLT, Carriage, 5/16-18 x 3/4
14	1917356	2	LOCKWASHER, 5/16
15	1678415	2	HINGE, Lower
16	1701559	2	HINGE, Upper
17	1923701	2	CAPSCREW, Hex, 3/8-16 x 2
18	1921333	4	CAPSCREW, Hex, 5/16-18 x 1.0
19	1700636	1	SWITCH, Seat
20	1701229	1	BUSHING, Snap
21	930222	2	CLIP
22	1921880	2	LOCKWASHER, 1/4 Ext. Tooth
23	1926025	2	SCREW, Rd. Hd., 1/4-20 x 1/2
24	1701252	2	SEAT LATCH ASSY.
25	1670670	1	PANEL, Shift
26	1928729	2	SCREW, Tapptie, 5/16-18 x 3/8



Ref. No.	Part No.	Qty.	Description
1	1930585	2	CAPSCREW, Hex Hd., 7/16-14 x 3-1/2
2	1918199	2	LOCKWASHER, 7/16
3	1933263	2	WASHER, Special
4	1655839	1	PULLEY ASSY.
5	1657969	2	SHIELD, Bearing, Upper
6	1655729	2	HOUSING, Top
7	108202	4	BEARING
8	1685245	2	SHAFT, Arbor (Incl. Ref. No. 20)
9	1685251	2	SHAFT & BEARING ASSY. (Incl. Ref. Nos. 7, 8 & 20)
10	1655728	2	HOUSING, Bottom
11	1917372	8	NUT, Hex, Full, 5/16-18
12	1917356	8	LOCKWASHER, 5/16
13	1685102	1	HOUSING, 36" (Incl. Safety Decals)
14	1657660	1	STOP, Belt
15	1917642	2	WASHER, 5/16
16	1655422	1	DEFLECTOR, Mower
17	1916950	2	NUT, Hex, Full, 3/8-16
18	1916965	2	LOCKWASHER, 3/8
19	1922110	2	BOLT, Carriage, 3/8-16 x 3/4
20	1672132	2	COLLAR, Arbor
21	1700230	2	WASHER, Shim
22	1657588	2	SHIELD, Grass
23	1655777	2	ADAPTOR, Blade
24	1930584	1	CAPSCREW, Hex Hd., 7/16-14 x 2-3/4
25	1657589	2	BLADE, 36"
26	1658927	2	WASHER, Spline
27	1656916	2	WASHER, Cup
28	1923491	2	CAPSCREW, Hex Hd., 7/16-14 x 1
29	1664847	11	SCREW, Hex, Wash. Hd., Taptite, 5/16-18 x 3/4
30	1920562	4	BOLT, Carriage, 5/16-18 x 3/4
31	1603205	1	SHAFT, Roller, Center
32	927793	1	E-RING
33	1671577	1	BAFFLE
34	1921332	2	CAPSCREW, Hex Hd., 5/16-18 x 3/4
35	1658500	1	BRACKET, Mower
36	1671592	1	BRACKET, Center, Roller
37	1927477	2	SCREW, Hex Hd., Taptite, 5/16-18 x 1
38	1668513	1	ROLLER
39	1673106	1	STOP, Belt
40	1673109	1	PULLEY ASSY.
41	1678100	1	WASHER, Wave
42	960171	1	WASHER, Nylon

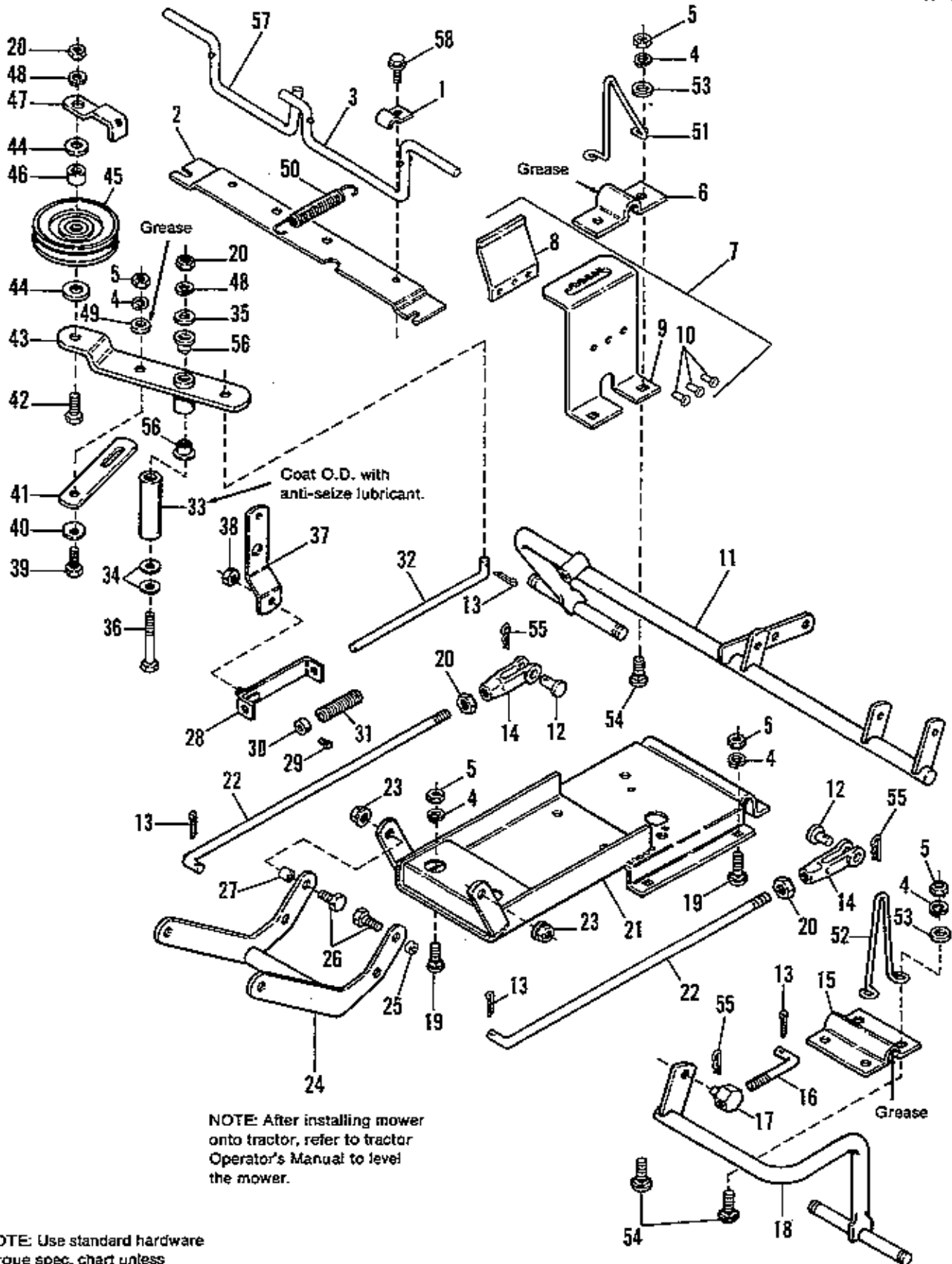


Ref. No.	Part No.	Qty.	Description
1	1930585	2	CAPSCREW, Hex Hd., 7/16-14 x 3-1/2
2	1918199	2	LOCKWASHER, 7/16
3	1933263	2	WASHER, 29/64 x 1-1/4 x 1/4
4	1673109	1	PULLEY ASSY.
5	1657969	2	SHIELD, Bearing, Upper
6	1655729	2	HOUSING, Top
7	108202	4	BEARING
8	1685245	2	SHAFT, Arbor (Incl. Ref. No. 20)
9	1685251	2	SHAFT & BEARING ASSY. (Incl. Ref. Nos. 7, 8, 20)
10	1655728	2	HOUSING, Bottom
11	1917372	9	NUT, Hex, Full, 5/16-18
12	1917356	9	LOCKWASHER, 5/16
13	1700325	1	HOUSING, 36" (Incl. Safety Decals)
14	1657660	1	STOP, Belt
15	1917642	2	WASHER, 5/16
16	1655422	1	DEFLECTOR, Mower (1690838)
	1702190	1	DEFLECTOR, Mower (1691419)
17	1916950	2	NUT, Hex, Full, 3/8-16
18	1916965	2	LOCKWASHER, 3/8
19	1922110	2	BOLT, Carriage, 3/8-16 x 3/4
20	1672132	2	COLLAR, Arbor
21	1664241	2	WASHER, Shim
22	1657588	2	SHIELD, Grass
23	1655777	2	ADAPTOR, Blade
24	1930584	1	CAPSCREW, Hex Hd., 7/16-14 x 2-3/4
25	1657589	2	BLADE, 36"
26	1656927	2	WASHER, Spline
27	1656916	2	WASHER, Cup
28	1923491	2	CAPSCREW, Hex Hd., 7/16-14 x 1
29	1927477	10	SCREW, Hex, Wash. Hd., Taptite, 5/16-18 x 1
30	1920562	4	BOLT, Carriage, 5/16-18 x 3/4
31	1603205	1	SHAFT, Roller, Center
32	927793	1	E-RING
33	1671577	1	BAFFLE
34	1921332	2	CAPSCREW, Hex Hd., 5/16-18 x 3/4
35	1658500	1	BRACKET, Mower
36	1671592	1	BRACKET, Center, Roller
37	1927557	4	NUT, Hex Flange Whizlock, 5/16-18
38	1668513	1	ROLLER
39	1673106	1	STOP, Belt
40	1655839	1	PULLEY ASSY.
41	156116	1	WASHER, Nylon
42	1678100	1	WASHER, Wave
43	1922755	2	WASHER, Plain, 3/8
44	1678339	1	BRACKET, Lift
45	1925690	1	CAPSCREW, Hex Hd., 5/16-18 x 3-1/2

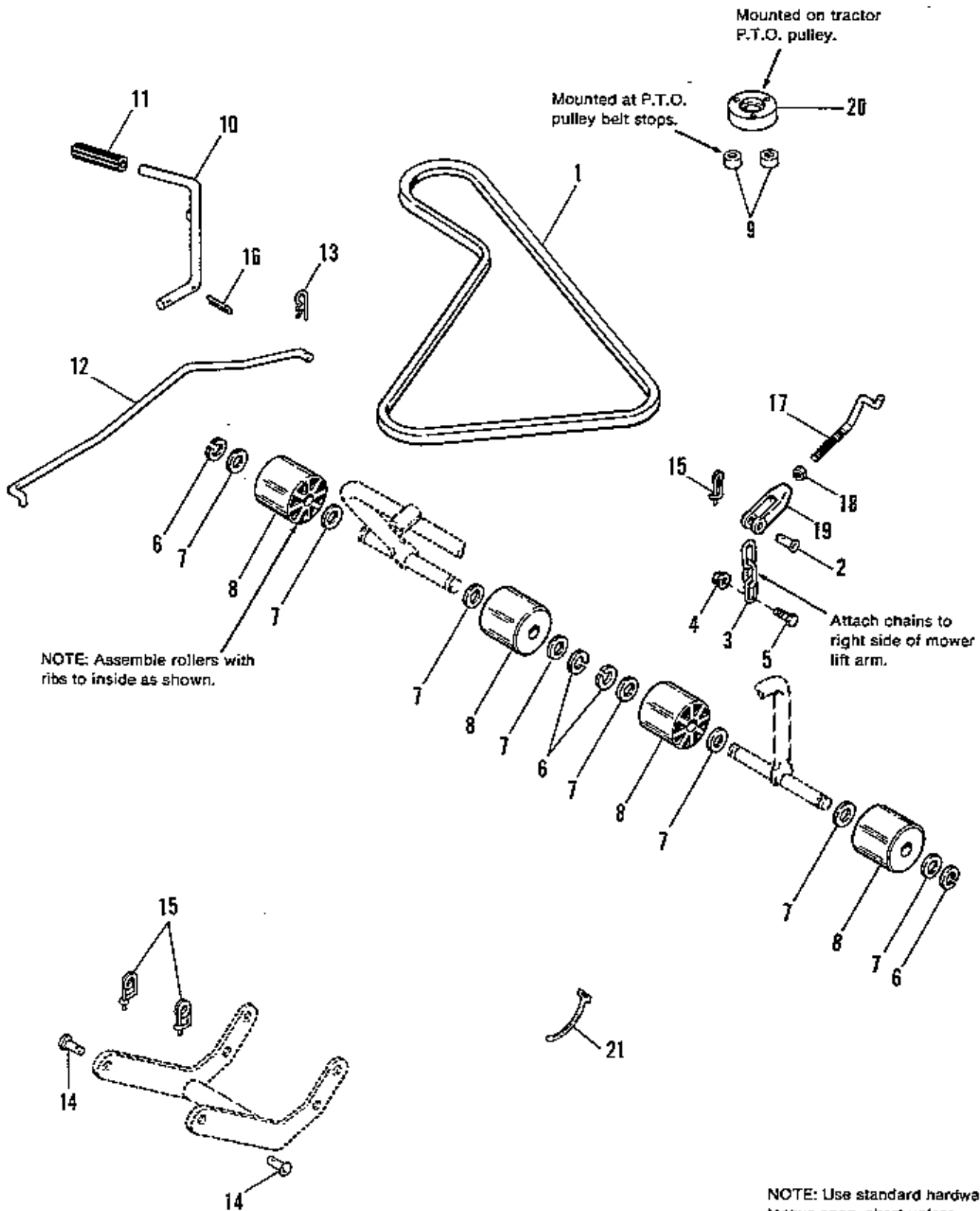




Ref. No.	Part No.	Qty.	Description
1	1655507	1	SUPPORT, Brake
2	1927428	2	SCREW, Hex, Wash. Hd., Taptite, 1/4-20 x 3/8
3	1673110	1	ROD ASSY., Brake
4	1917356	15	LOCKWASHER, 5/16
5	1917372	15	NUT, Hex, Full, 5/16-18
6	1654655	1	STRAP
7	1663223	1	QUADRANT ASSY. (Incl. Ref. No's. 8, 9 & 10)
8	1663222	1	SPRING, Flat
9		1	QUADRANT (Not serviced separately. (See Ref. No. 7)
10	910542	3	RIVET, Tubular, 3/16 x 5/16
11	1668099	1	SUPPORT ASSY., Roller, R.H.
12	1923087	2	PIN, Clevis
13	1918447	4	PIN, Cotter, 3/32 x 3/4
14	108157	2	CLEVIS, Adjusting
15	1653768	1	CLAMP, Adjusting
16	1655811	1	ROD, Bolt
17	108512	1	PIVOT
18	1668098	1	SUPPORT ASSY., Roller, L.H.
19	1920562	8	BOLT, Carriage, 5/16-18 x 3/4
20	1916950	4	NUT, Hex, Full, 3/8-16
21	1674012	1	SUPPORT ASSY., Mower
22	1654411	2	ROD, Height Adjusting
23	1930645	2	LOCKNUT, Hex, Flange, 3/8-16
24	1674011	1	ARM ASSY., Rocker
25	118335	1	SPACER
26	920415	2	CAPSCREW, Hex Hd., 3/8-16 x 1-1/4
27	154177	1	SPACER
28	108662	1	GUIDE ASSY., Rod
29	1928804	1	SETSCREW, 1/4-20 x 3/8
30	8191022	1	COLLAR, Set
31	163103	1	SPRING
32	171320	1	ROD, Clutch
33	1657242	1	SPACER
34	924356	2	WASHER
35	917378	1	WASHER, Plain, 3/8
36	1928957	1	CAPSCREW, Hex Hd., 3/8-16 x 2-3/4
37	1669283	1	ARM, Pivot
38	1923362	1	LOCKNUT, Hex, 5/16-18
39	1921333	1	CAPSCREW, Hex Hd., 3/8-16 x 2-3/4
40	1917377	1	WASHER, Plain, 1/4
41	1656998	1	LEVER, Brake
42	1921971	1	CAPSCREW, Hex hd., 3/8-16 x 1-3/4
43	1677750	1	LEVER ASSY., Clutch (Incl. Ref. No. 56)
44	922755	2	WASHER, Plain
45	1685150	1	PULLEY ASSY.
46	1666294	1	SPACER
47	1679486	1	GUARD, Spring
48	1916965	2	LOCKWASHER, 3/8
49	165034	1	SPACER
50	159159	1	SPRING
51	1669232	1	UP-STOP, R.H.
52	1669233	1	UP-STOP, L.H.
53	1917642	4	WASHER, Plain, 5/16
54	1920564	6	BOLT, Carriage, 5/16-18 x 1-1/4
55	1960074	3	CLIP, Hair Pin
56	1663114	2	BUSHING

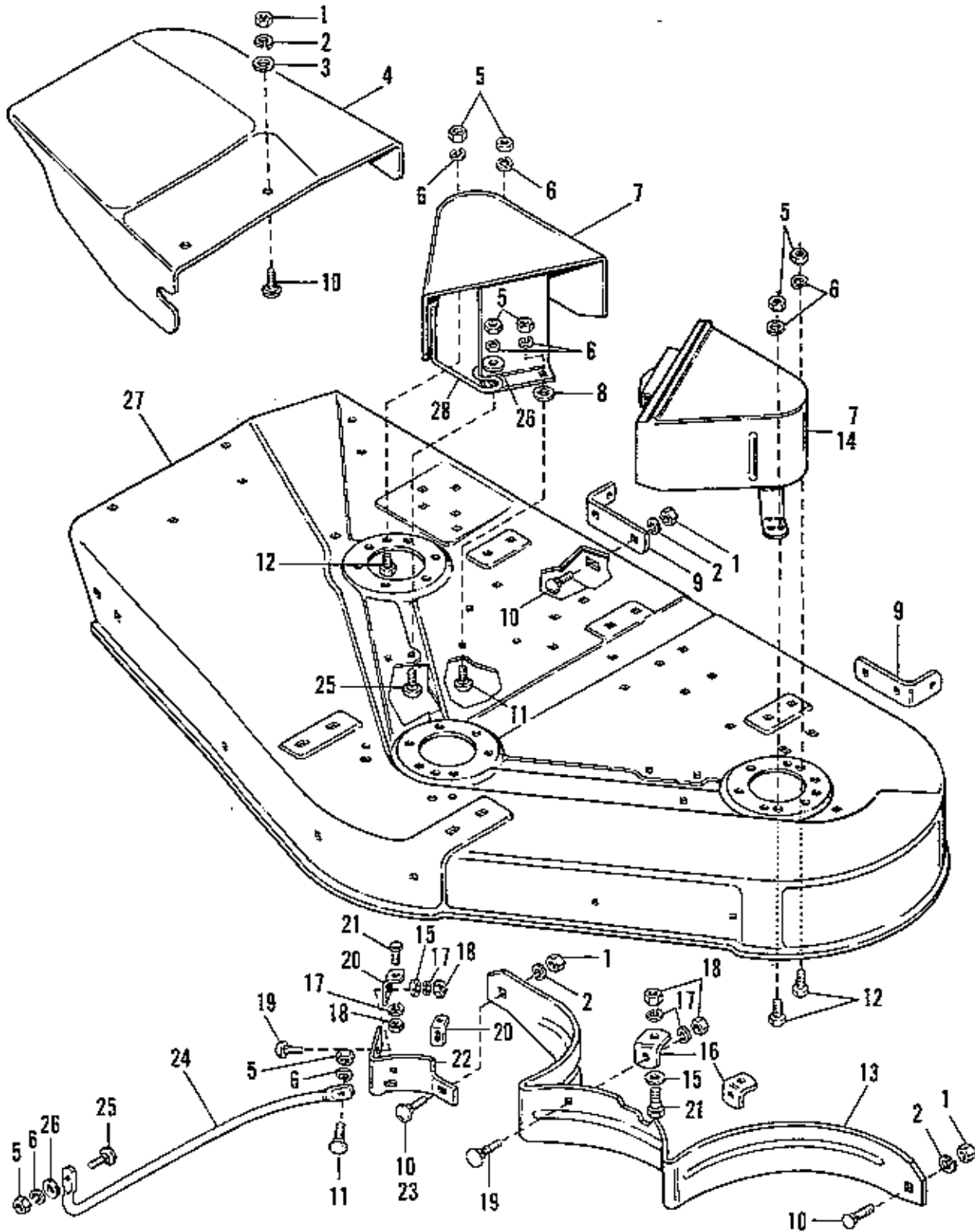


Ref. No.	Part No.	Qty.	Description
1	1664004	4	CLIP, Brake Rod
2	1701532	1	SUPPORT, Brake
3	1701535	1	ROD, Brake
4	1917356	15	LOCKWASHER, 5/16
5	1917372	15	NUT, Hex, Full, 5/16-18
6	1654655	1	STRAP
7	1663223	1	QUADRANT ASSY. (Includes Ref. No's. 8, 9 & 10)
8	1663222	1	SPRING, Flat
9		1	QUADRANT (See Ref. No. 7)
10	910542	3	RIVET, Tubular, 3/16 x 5/16
11	1668099	1	SUPPORT ASSY., Roller, R.H.
12	1923087	2	PIN, Clevis
13	1918447	4	PIN, Cotter, 3/32 x 3/4
14	108157	2	CLEVIS, Adjusting
15	1653768	1	CLAMP, Adjusting
16	1655811	1	ROD, Bolt
17	108512	1	PIVOT
18	1668098	1	SUPPORT ASSY., Roller, L.H.
19	1920562	8	BOLT, Carriage, 5/16-18 x 3/4
20	1916950	4	NUT, Hex, Full, 3/8-16
21	1702341	1	SUPPORT ASSY., Mower
22	1654411	2	ROD, Height Adjustment
23	1930645	2	LOCKNUT, Hex, Flange, 3/8-16
24	1674011	1	ARM ASSY., Rocker
25	118335	1	SPACER
26	1920415	2	CAPSCREW, Hex Hd., 3/8-16 x 1-1/4
27	154177	1	SPACER
28	108662	1	GUIDE ASSY., Rod
29	1928804	1	SETSCREW, 1/4-20 x 3/8
30	8191022	1	COLLAR, Set
31	163103	1	SPRING
32	171320	1	ROD, Clutch
33	1657242	1	SPACER
34	924356	2	WASHER
35	917378	1	WASHER, Plain, 3/8
36	1928957	1	CAPSCREW, Hex Hd., 3/8-16 x 2-3/4
37	1669283	1	ARM, Pivot
38	1923362	1	LOCKNUT, Hex, 5/16-18
39	1921333	1	CAPSCREW, Hex Hd., 5/16-18 x 1
40	177649	1	WASHER, Compression
41	1701563	1	LEVER, Brake
42	1921971	1	CAPSCREW, Hex Hd., 3/8-16 x 1-3/4
43	1677750	1	LEVER ASSY., Clutch (Incl. Ref. No. 56 Qty. 2)
44	922755	2	WASHER, Plain
45	1685150	1	PULLEY ASSY.
46	1666294	1	SPACER
47	1677135	1	GUARD, Spring
48	916965	2	LOCKWASHER, 3/8
49	1655085	1	SPACER
50	159159	2	SPRING
51	1669232	1	UP-STOP, R.H.
52	1669233	1	UP-STOP, L.H.
53	1917642	4	WASHER, Plain, 5/16
54	1920564	6	BOLT, Carriage, 5/16-18 x 1-1/4
55	106787	3	CLIP, Hair Pin
56	1663114	2	BUSHING, Universal
57	1701536	1	ROD, Brake
58	1924856	4	SCREW, Hex Hd., Taptite, 5/16-18 x 1/2



Ref. No.	Part No.	Qty.	Description
1	1668065	1	V-BELT, Mower Drive
2	1673574	1	PIN, Rivet
3	1658835	1	CHAIN, Lift
4	1935048	1	LOCKNUT, Hex, Flange, 5/16-18
5	1921333	1	CAPSCREW, Hex Hd., 5/16-18 x 1
6	153124	4	RING, Retaining
7	1919387	8	WASHER, Plain, 5/8
8	1668487	4	ROLLER
9	1667812	2	SPACER
10	1656412	1	LEVER, Control
11	176933	1	GRIP, Handle
12	1669234	1	ROD, P.T.O.
13	1960074	1	CLIP, Spring
14	156306	2	PIN
15	176012	3	CLIP, Pin, Safety
16	1918452	2	PIN, Cotter, 1/8 x 1
17	1685243	1	ROD, Lift (Incl. Ref. No. 15, 18, 2 & 19)
18	1920161	1	NUT, Jam, 5/16-18
19	1673575	1	CLEVIS
20	1669751	1	SPACER, Pulley
21	932747	1	TIE, Self-Locking

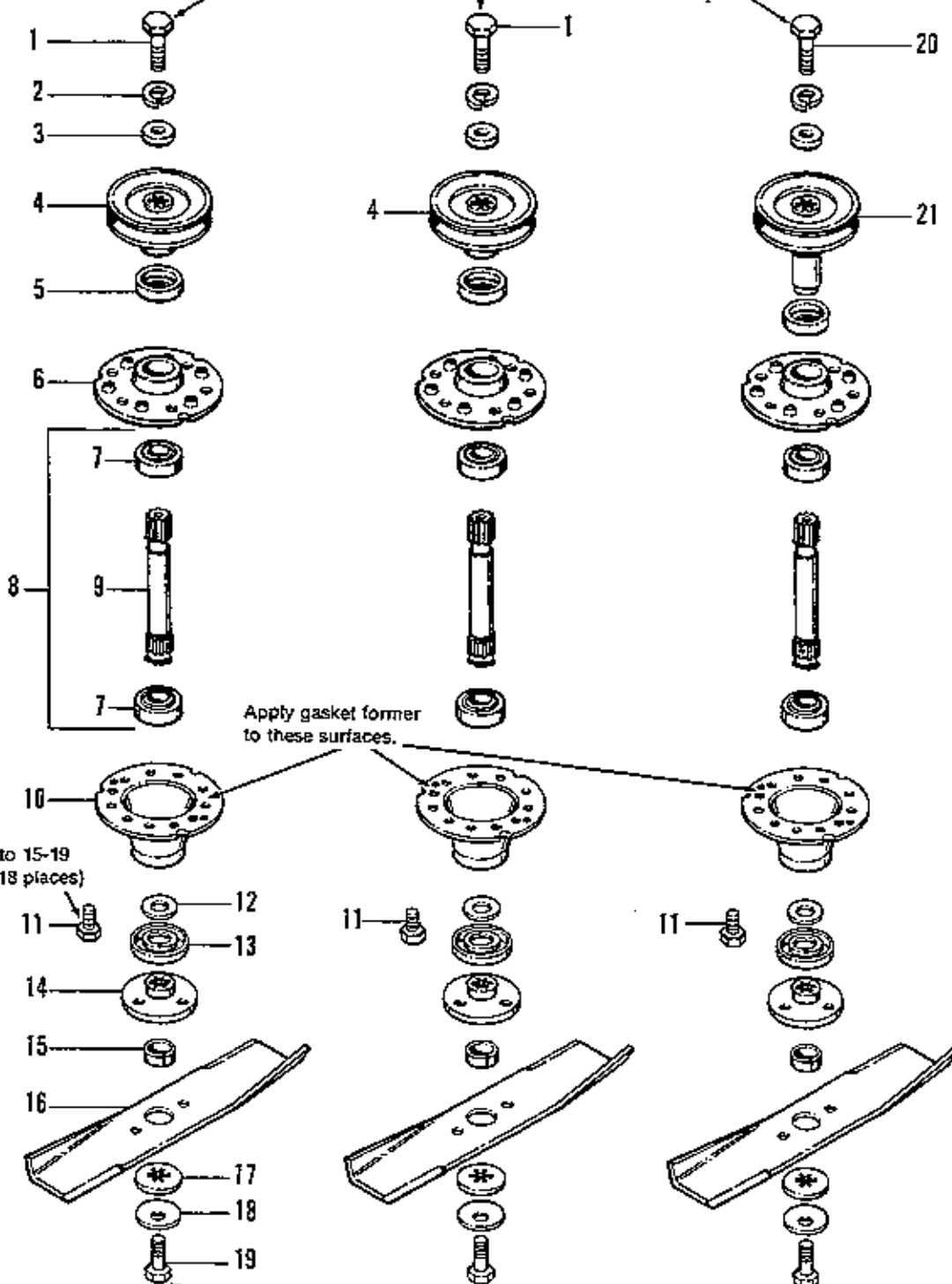
NOTE: Use standard hardware torque spec. chart unless otherwise noted.



Ref. No.	Part No.	Qty.	Description
1	1916950	8	NUT, Hex, 3/8-16 (Qty. 7 used on 48")
2	1916965	8	LOCKWASHER, 3/8 (Qty. 7 used on 48")
3	1917378	2	WASHER, Plain, 3/8
4	1656049	1	DEFLECTOR
5	1917372	10	NUT, Hex, 5/16-18 (Qty. 8 used on 42")
6	1917356	10	LOCKWASHER, 5/16 (Qty. 8 used on 42")
7	1666881	2	ARBOR COVER ASSY. (Qty. 1 used on 1690708 & Qty. 2 used on 1690709)
	1702214	2	ARBOR COVER ASSY. (Qty. 1 used on 1691423 & Qty. 2 used on 1691425)
8	933988	4	PUSHNUT, 5/16 (Qty. 2 used on 42")
9	1603284	2	BRACKET, Roller Support
10	1931348	8	BOLT, Carriage, 3/8-16 x 3/4 (Qty. 6 used on 48")
11	1931333	4	BOLT, Carriage, 5/16-18 x 3/4 (Qty. 2 used on 1690708)
12	1921333	4	CAPSCREW, Hex, 5/16-18 x 1
13	1608135	1	BAFFLE (42")
	1608327	1	BAFFLE (48")
14	1702213	1	ARBOR COVER ASSY. (1691423 only)
15	1917377	4	WASHER, 1/4
16	1608331	2	CLIP, Baffle
17	1916964	8	LOCKWASHER, 1/4
18	1916622	8	NUT, Hex, 1/4-20
19	1923333	4	BOLT, Carriage, 1/4-20 x 5/8
20	108186	2	CLIP GUARD & BAFFLE
21	1923341	4	CAPSCREW, Hex, 1/4-20 x 3/4
22	1665709	1	BAFFLE, Discharge
23	1931350	1	BOLT, Carriage, 3/8-16 x 1.00 (48" only)
24	1665562	1	GUARD, Mower Discharge
25	1931335	2	BOLT, Carriage, 5/16-18 x 1
26	1919381	2	WASHER, 11/32 x 1
*27	1685307	1	42" ROTARY MOWER HOUSING KIT
	1685154	1	48" ROTARY MOWER HOUSING KIT
28	1666888	1	STOP, Belt
29	1666862	1	ARBOR COVER ASSY. (1690708 only)

\*Reference no. 27 includes decals, see decal group for parts.

Torque to 50-70 ft. lbs.



Torque to 15-19 ft. lbs. (18 places)

Apply gasket former to these surfaces.

Torque to 50-70 ft. lbs.

NOTE: Use standard hardware torque spec. chart unless otherwise noted.



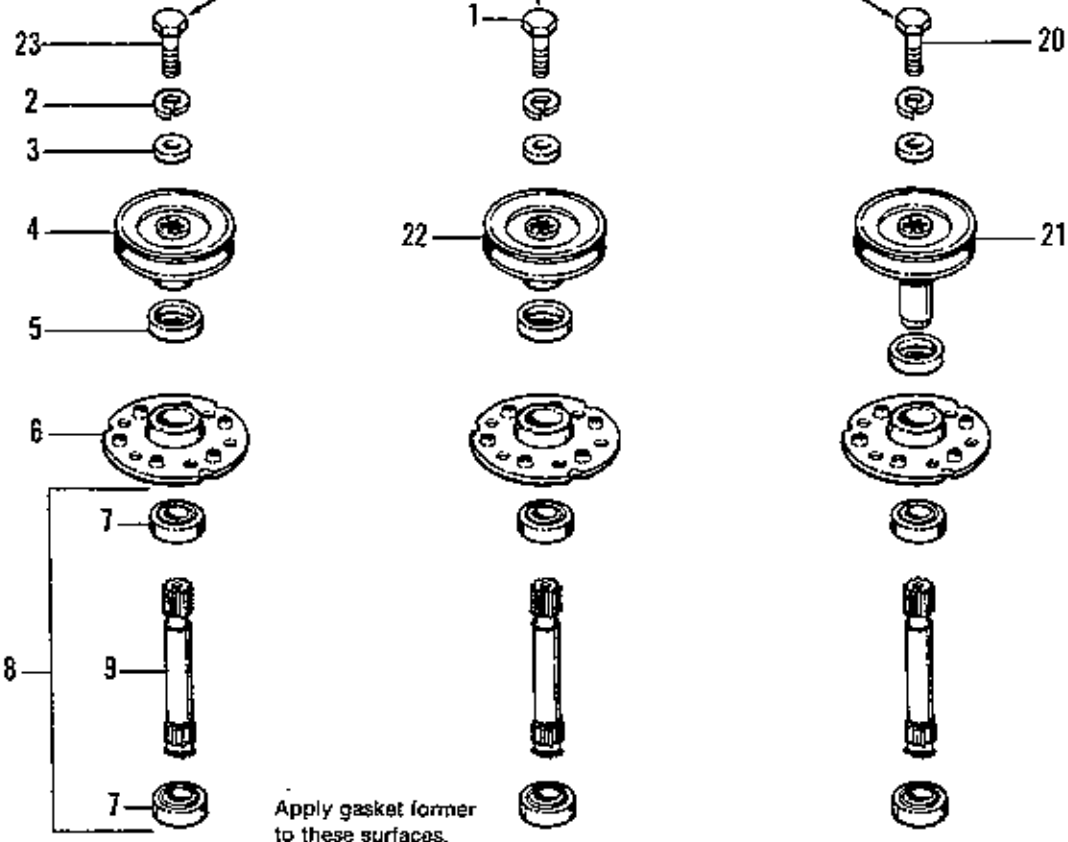
Ref. No.	Part No.	Qty.	Description
1	1936723	2	CAPSCREW, Hex, 7/16-14 x 1-3/4
2	1918199	3	LOCKWASHER, 7/16
3	1933263	3	WASHER, Plain, 29/64 x 1-1/4 x 1/4
4	1665476	2	PULLEY ASSY.
5	1657969	3	SHIELD, Bearing Upper
6	1655729	3	HOUSING TOP
7	108202	6	BEARING
8	1685251	3	SHAFT & BEARING ASSY. (Incl. Ref. Nos. 7, 9 & 15)
9	1685245	3	SHAFT, Arbor (Incl. Ref. No. 15)
10	1655728	3	HOUSING, Bottom
11	1664847	18	SCREW, Hex, Taptite, 5/16-18 x 3/4
12	1664241	3	WASHER, Shim
13	1667588	3	SHIELD, Grass
14	1655777	3	BLADE, Adaptor
15	1672132	3	COLLAR, Mower Arbor
16	1656147	3	BLADE, 42" Mower 1690708 only)
	1656146	3	BLADE, 48" Mower (1690709 only)
17	1656927	3	WASHER, Spline
18	1656916	3	WASHER, Spring
19	1923491	3	CAPSCREW, Hex, 7/16-14 x 1
20	1930585	1	CAPSCREW, Hex, 7/16-14 x 3-1/2
21	1665347	1	PULLEY ASSY.

**ASSEMBLY PROCEDURES**

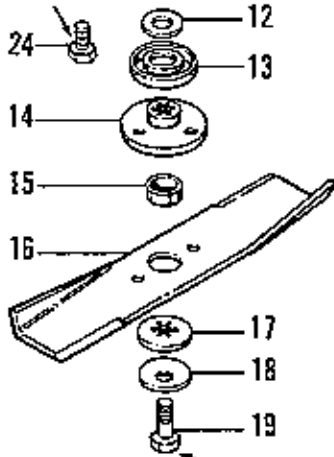
- A. Press bearing (Qty. 2) (Ref. No. 7) with land riding seal (see note above) facing up over shafts (Ref. No. 9) using pressure only on the inner race of the bearing. NOTE: Land riding seal is side of bearing without steel shield. If bearing has shield on both sides, it can be installed either way.
- B. Assemble upper and lower arbor housing (Ref. Nos. 6 & 10) over bearings. Must be careful that housings do not cock on bearings. When upper and lower housing flanges come together proper alignment of holes in housing flanges are accomplished by aligning knockouts in lower housing flange with mating holes in upper housing flange. Also half holes in outer edge must match.
- C. Seal between flanges of upper arbor housing and lower arbor housing with gasket eliminator. Remove contaminates such as grease, heavy oils and dirt from flange surfaces before assembly. Avoid lateral movement between flange surfaces during assembly.

A-1132

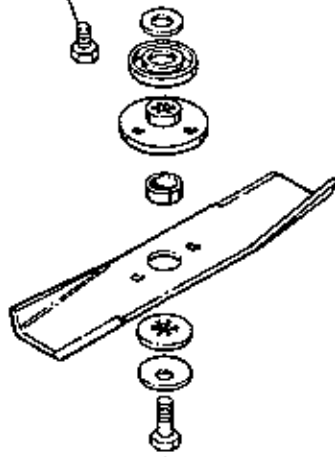
Torque to 50-70 ft. lbs.



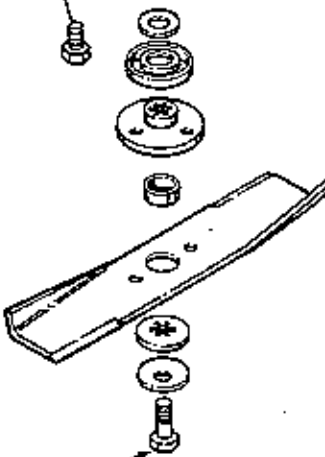
Torque to 15-19 ft. lbs. (18 places)



11



24



Torque to 50-70 ft. lbs.

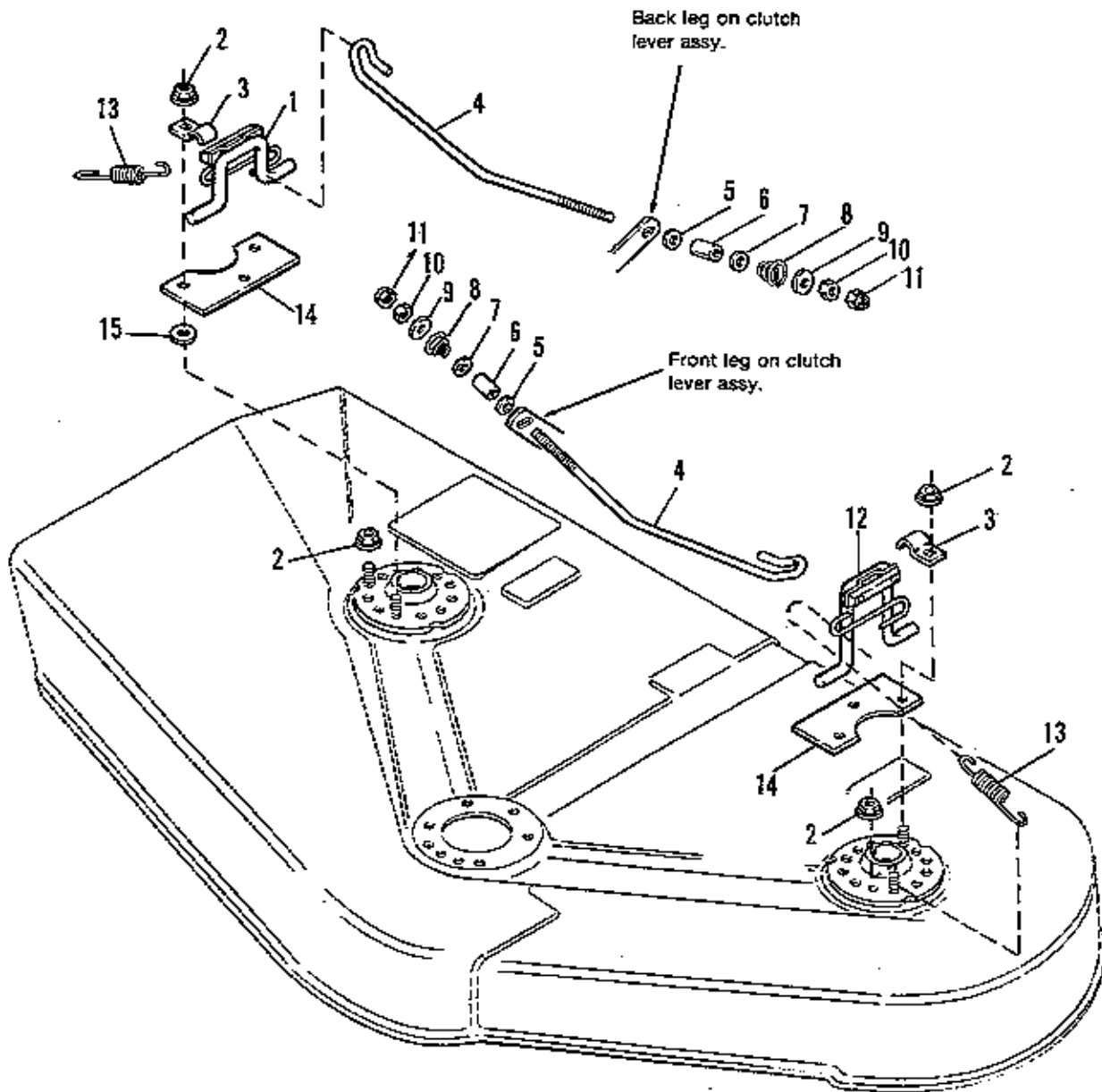
NOTE: Use standard hardware torque spec. chart unless otherwise noted.

Ref. No.	Part No.	Qty.	Description
1	1936723	1	CAPSCREW, Hex, 7/16-14 x 1-3/4
2	1918199	3	LOCKWASHER, 7/16
3	1933263	3	WASHER, Plain, 29/64 x 1-1/4 x 1/4
4	1702153	1	PULLEY ASSY.
5	1657969	3	SHIELD, Bearing Upper
6	1655729	3	HOUSING TOP
7	103202	6	BEARING
8	1685251	3	SHAFT & BEARING ASSY. (Incl. Ref. Nos. 7, 9 & 15)
9	1685245	3	SHAFT, Arbor (Incl. Ref. No. 15)
10	1655728	3	HOUSING, Bottom
11	1654847	6	SCREW, Hex, Taptite, 5/16-18 x 3/4
12	1664241	3	WASHER, Shim
13	1657588	3	SHIELD, Grass
14	1655777	3	BLADE, Adaptor
15	1672132	3	COLLAR, Mower Arbor
16	1656147	3	BLADE, 42" Mower
	1656146	3	BLADE, 48" Mower
17	1656927	3	WASHER, Spline
18	1656916	3	WASHER, Spring
19	1923491	3	CAPSCREW, Hex, 7/16-14 x 1
20	1930585	1	CAPSCREW, Hex, 7/16-14 x 3-1/2
21	1665347	1	PULLEY ASSY.
22	1665476	1	PULLEY ASSY.
23	1923451	1	CAPSCREW, Hex Hd., 7/16-14 x 1-1/2
24	1927477	12	SCREW, Hex Taptite, 5/16-18 x 1

**ASSEMBLY PROCEDURES**

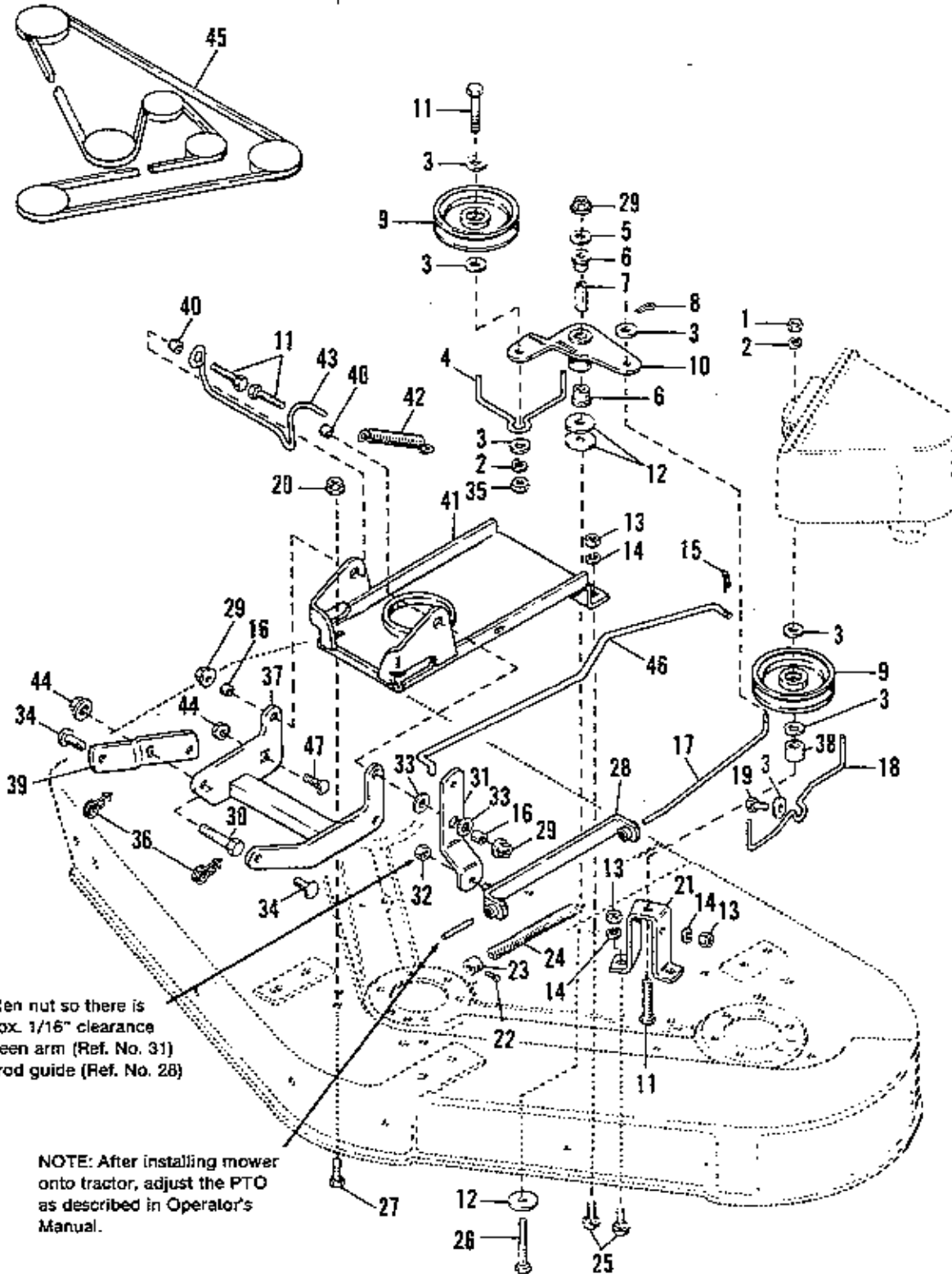
- A. Press bearing (Qty. 2) (Ref. No. 7) with land riding seal (see note above) facing up over shafts (Ref. No. 9) using pressure only on the inner race of the bearing. NOTE: Land riding seal is side of bearing without steel shield. If bearing has shield on both sides, it can be installed either way.
- B. Assemble upper and lower arbor housing (Ref. Nos. 6 & 10) over bearings. Must be careful that housings do not cock on bearings. When upper and lower housing flanges come together proper alignment of holes in housing flanges are accomplished by aligning knockouts in lower housing flange with mating holes in upper housing flange. Also half holes in outer edge must match.
- C. Seal between flanges of upper arbor housing and lower arbor housing with gasket eliminator. Remove contaminants such as grease, heavy oils and dirt from flange surfaces before assembly. Avoid lateral movement between flange surfaces during assembly.

NOTE: See Operator's Manual for  
Blade Brake Adjustment Procedures.



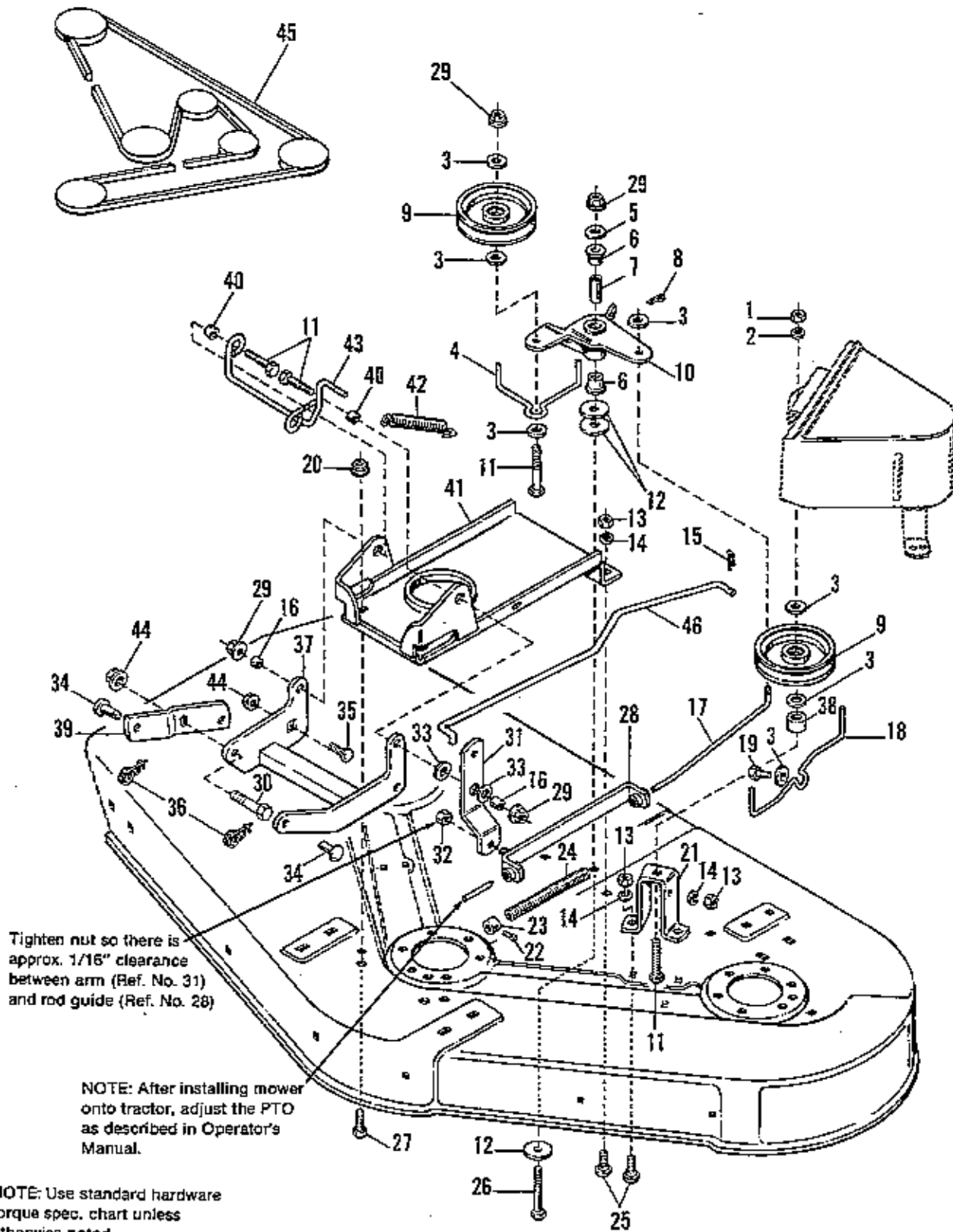
NOTE: Use standard hardware  
torque spec. chart unless  
otherwise noted.

Ref. No.	Part No.	Qty.	Description
1	1701764	1	ROD ASSY., Brake, R.H. w/Pad
2	1935048	6	NUT, Hex, Flange Lock, 5/16-18
3	1664004	4	CLIP
4	1701866	2	ROD, Brake, 42"
4	1701867	2	ROD, Brake, 48"
5	1921319	2	WASHER, 17/64 x 5/8
6	1664857	2	SPACER
7	1917377	2	WASHER, 1/4
8	1676253	2	SPRING
9	1919381	2	WASHER, 11/32 x 1
10	1916622	2	NUT, Hex Full, 1/4-20
11	1920397	2	NUT, Hex Lock, Esna Light, 1/4-20
12	1701765	1	ROD ASSY., Brake, L.H. w/Pad
13	1702246	2	SPRING, Extension
14	1701747	2	BRACKET
15	1922755	2	WASHER, 13/32 x 1



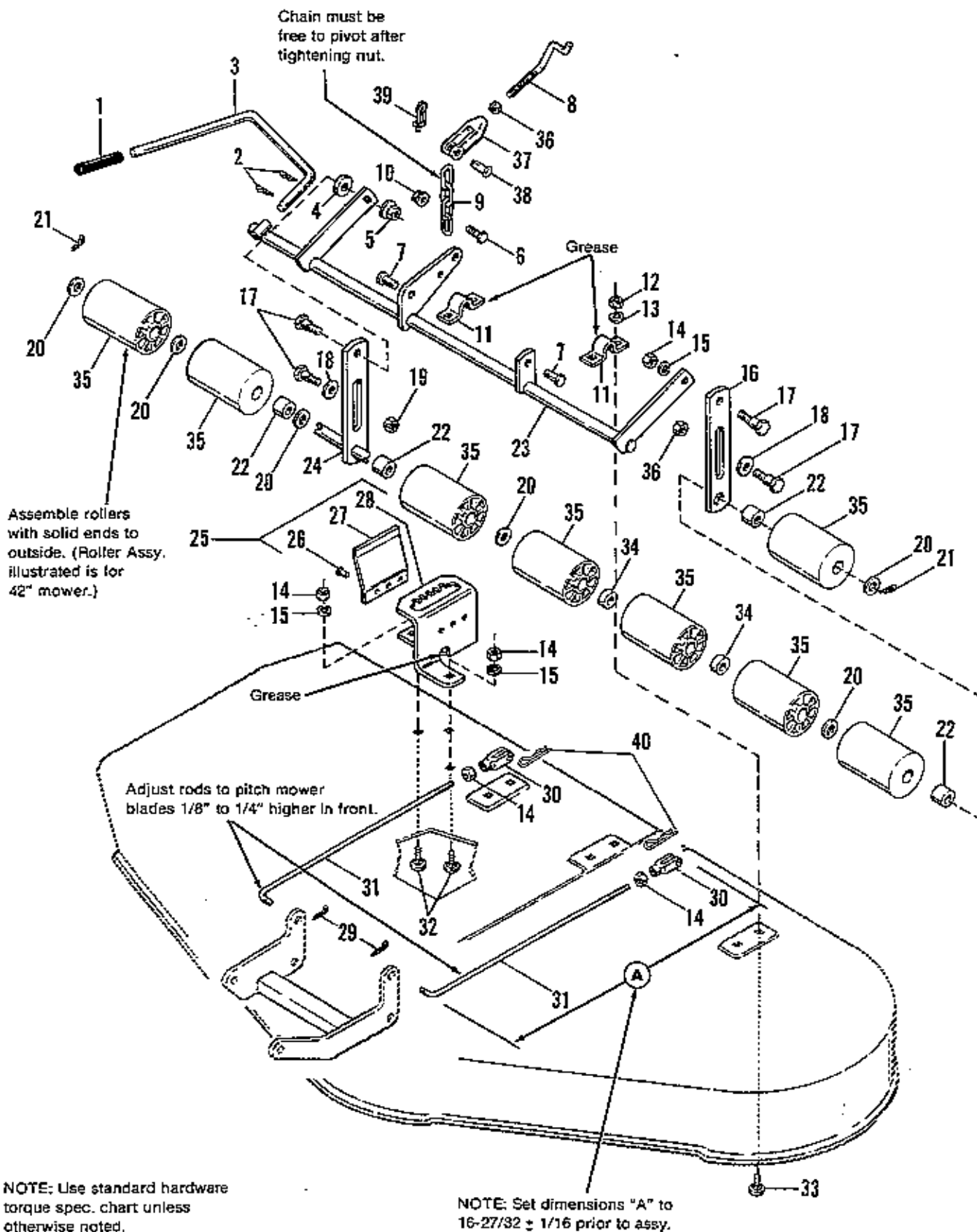
NOTE: Use standard hardware torque spec. chart unless otherwise noted.

Ref. No.	Part No.	Qty.	Description
1	1916950	1	NUT, Hex, 3/8-16
2	1916965	2	LOCKWASHER, 3/8
3	1917642	7	WASHER, Plain, 5/16
4	1669306	1	STOP, Belt
5	1917378	3	WASHER, 3/8
6	1663114	2	BUSHING
7	1657242	1	SPACER
8	1918447	1	PIN, Cotter, 3/32 x 3/4
9	171247	2	PULLEY, Idler
10	1665635	1	LEVER ASSY., Clutch
11	1921971	4	CAPSCREW, 3/8-16 x 1-3/4
12	1924356	3	WASHER, Special
13	1917372	5	NUT, Hex, 5/16-18
14	1917356	5	LOCKWASHER, 5/16
15	1918196	1	PIN, Quick, 1-7/8
16	1674440	2	SPACER
17	1668041	1	ROD, Clutch, Mower
18	1669259	1	STOP, Belt
19	1921333	1	CAPSCREW, Hex, 5/16-18 x 1
20	1935041	2	NUT, Whiz Lock 7/16 UNC
21	1665649	1	SUPPORT, Idler
22	1928804	1	SETSCREW, Sq. Hd., 1/4-20 x 3/8
23	8191022	1	COLLAR, Set
24	1668282	1	SPRING
25	1920562	4	BOLT, Carriage, 5/16-18 x 3/4
26	1928957	1	CAPSCREW, 3/8-16 x 2-3/4
27	1960043	2	BOLT, Whizlock 7/16-14
28	1668278	1	GUIDE ASSY., Rod
29	1930645	3	NUT, Hex, Flange, 3/8-16
30	1920677	1	CAPSCREW, Hex Hd., 7/16-14 x 1-1/4
31	1665624	1	ARM, Pivot
32	1928698	1	NUT, Jam, Ctr. Lock, 5/16-18
33	1919387	2	WASHER, Plain, 5/8
34	156306	2	PIN
35	1917421	1	NUT, Jam, 3/8-16
36	176012	2	PIN, Safety
37	1674443	1	ARM ASSY., Rocker
38	174870	1	SPACER
39	1674441	1	ARM, Rocker, Fixed
40	118335	2	SPACER
41	1677079	1	SUPPORT ASSY.
42	159159	1	SPRING, Tension
43	1668378	1	ROD, Brake (1690708 only)
	1668377	1	ROD, Brake (1690709 only)
44	1935041	4	NUT, Flange, Whizlock, 7/16-14
45	1668066	1	V-BELT, Mower Drive (1690708 only)
	1665638	1	V-BELT, Mower Drive (1690709 only)
46	1669160	1	ROD, Clutch, Tractor, P.T.O.
47	1960135	1	BOLT, Carriage, 7/16-14 x 1-1/4



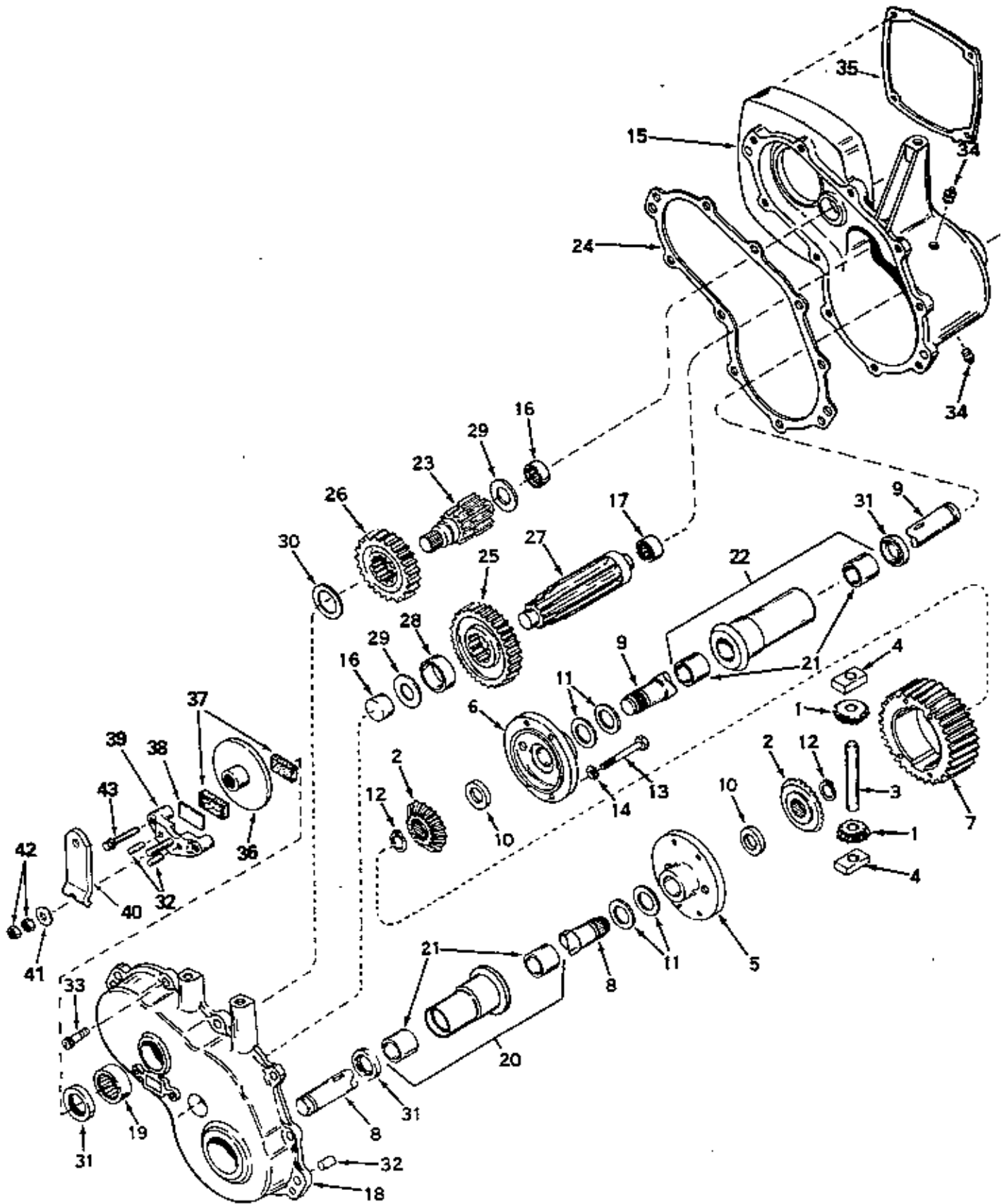


Ref. No.	Part No.	Qty.	Description
1	1916950	1	NUT, Hex, 3/8-16
2	1916965	2	LOCKWASHER, 3/8
3	1917642	7	WASHER, Plain, 5/16
4	1669306	1	STOP, Belt
5	1917378	3	WASHER, 3/8
6	1663114	2	BUSHING
7	1657242	1	SPACER
8	1918447	1	PIN, Cotter, 3/32 x 3/4
9	171247	2	PULLEY, Idler
10	1701861	1	LEVER ASSY., Clutch
11	1921971	4	CAPSCREW, 3/8-16 x 1-3/4
12	1924356	3	WASHER, Special
13	1917372	5	NUT, Hex, 5/16-18
14	1917356	5	LOCKWASHER, 5/16
15	1918196	1	PIN, Quick, 1-7/8
16	1674440	2	SPACER
17	1668041	1	ROD, Clutch, Mower
18	1669259	1	STOP, Belt
19	1921333	1	CAPSCREW, Hex, 5/16-18 x 1
20	1935041	2	NUT, Whiz Lock 7/16 UNC
21	1665649	1	SUPPORT, Idler
22	1928804	1	SETSCREW, Sq. Hd., 1/4-20 x 3/8
23	8191022	1	COLLAR, Set
24	1668282	1	SPRING
25	1920562	4	BOLT, Carriage, 5/16-18 x 3/4
26	1928957	1	CAPSCREW, 3/8-16 x 2-3/4
27	1980043	2	BOLT, Whizlock, 7/16-14
28	1668278	1	GUIDE ASSY., Rod
29	1930645	3	NUT, Hex, Flange, 3/8-16
30	1920677	1	CAPSCREW, Hex Hd., 7/16-14 x 1-1/4
31	1665624	1	ARM, Pivot
32	1928698	1	NUT, Jam, Ctr. Lock, 5/16-18
33	1919387	2	WASHER, Plain, 5/8
34	156306	2	PIN
35	1960135	1	BOLT, Carriage, 7/16-14 x 1-1/4
36	176012	2	PIN, Safety
37	1674443	1	ARM ASSY., Rocker
38	174870	1	SPACER
39	1674441	1	ARM, Rocker, Fixed
40	118335	2	SPACER
41	1677079	1	SUPPORT ASSY.
42	156302	1	SPRING, Tension
43	1701534	1	ROD, Brake (42" only)
	1701533	1	ROD, Brake (48" only)
44	1935041	4	NUT, Flange, Whizlock, 7/16-14
45	1668066	1	V-BELT, Mower Drive (42" only)
	1665638	1	V-BELT, Mower Drive (48" only)
46	1869160	1	ROD, Clutch, Tractor, P.T.O.



Ref. No.	Part No.	Qty.	Description
1	176933	1	GRIP
2	1918452	2	PIN, Cotter, 1/8 x 1
3	1656412	1	LEVER, Control
4	922755	1	WASHER, Plain, 13/32
5	928352	1	LOCKNUT, Hex, Flange, Whiz, 3/8-16
6	1921333	1	CAPSCREW, Hex, 5/16-18 x 1
7	1923087	2	PIN, Clevis
8	1685243	1	ROD, Lift, Long Kit (Incl. Ref. No. 39, 36, 38 & 37)
9	1669241	1	CHAIN, Lift
10	1935048	1	LOCKNUT, Flange, 5/16-18
11	1665374	2	STRAP (Qty. 3 on 48")
12	1917372	4	NUT, Hex, 5/16-18 (Qty. 6 on 48")
13	1917356	4	LOCKWASHER, 5/16 (Qty 6 on 48")
14	1916950	6	NUT, Hex, 3/8-16
15	1916965	4	LOCKWASHER, 3/8
16	1603263	1	BAR, Roller
17	1665693	4	BOLT, Shoulder, 3/8-16
18	1924361	2	WASHER, Plain, 1/2
19	1919439	2	NUT, Esna, Lock, 3/8-16
20	1919387	6	WASHER, 25/32 x 1-1/4 (Qty 9 on 48")
21	1918458	2	PIN, Cotter, 3/16 x 1
22	1602946	4	SPACER (Qty. 5 on 48")
23	1685217	1	ARM ASSY., Mower (42" only)
	1668718	1	ARM ASSY., Mower (48" only)
24	1668814	1	SHAFT ASSY., Roller (42" only)
	1668716	1	SHAFT ASSY., Roller (48" only)
25	1668828	1	QUADRANT ASSY. (Incl. Ref. Nos. 26, 27 & 28)
26	910542	3	RIVET
27	1663222	1	SPRING
28		1	QUADRANT (Not Serviced Separately) (See Ref. No. 25)
29	1918447	2	PIN, Cotter, 3/32 x 3/4
30	108157	2	CLEVIS, Adj.
31	1665417	2	ROD, Adj.
32	1931348	3	BOLT, Carriage, 3/8-16 x 3/4
33	1920562	4	BOLT, Carriage, 5/16-18 x 3/4 (Qty. 6 on 48")
34	172914	2	SPACER (Used on 42" only)
35	1668513	8	ROLLERS (Qty. 10 on 48")
36	1920161	1	NUT, Jam, 5/16-18
37	1673575	1	CLEVIS
38	1673574	1	PIN, Rivet
39	176012	1	CLIP, Pin, Safety
40	1960074	2	CLIP, Hair Pin

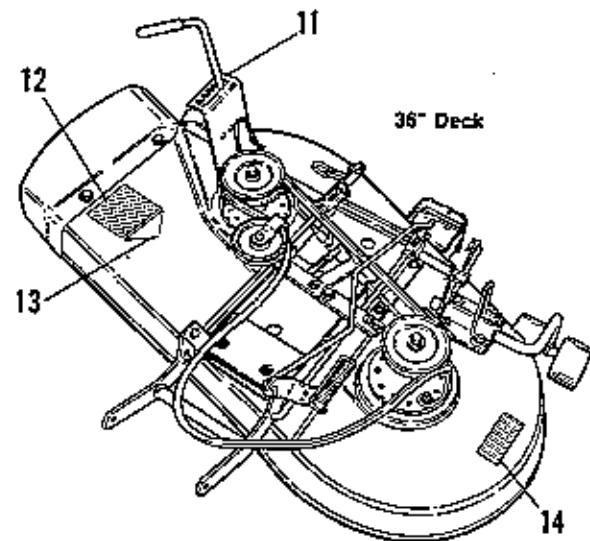
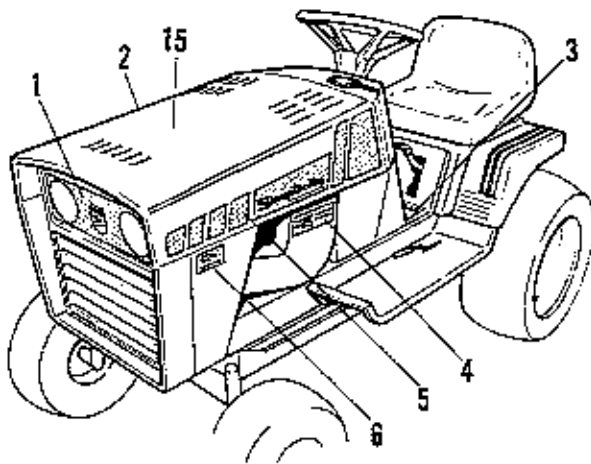
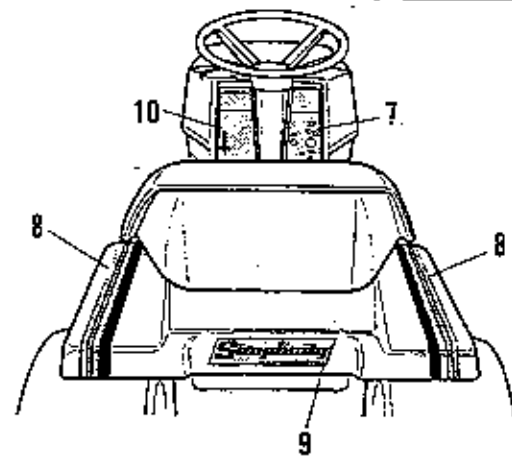
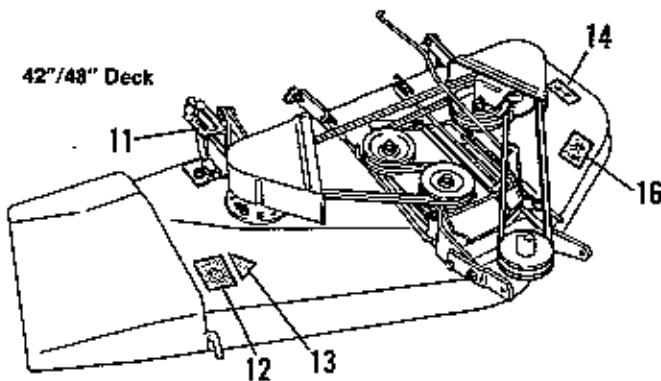
\*Ref. No. 25 includes Ref Nos. 26, 27 & 28.



Ref. No.	Part No.	Qty.	Description
1	778014	2	PINION, Bevel
2	778039	2	GEAR, Bevel
3	786019	1	PIN, Drive
4	786027	2	BLOCK, Drive
5	774028A	1	CARRIER, Differential
6	774029A	1	CARRIER, Differential
7	778033A	1	GEAR, Ring
8	774500	1	AXLE (13-7/32" long)
9	774499	1	AXLE (15-3/16" long)
10	780107	2	WASHER
11	780042	4	WASHER, Thrust
12	792018	2	RING, Snap
13	792020	4	SCREW, Hex Hd., 1/4-20 x 2-1/4
14	792006	4	LOCKWASHER, 1/4
15	770072	1	CASE ASSY. (Includes Ref. Nos. 16 & 17)
16	780013	2	BEARING, Needle
17	780088	1	BEARING, Needle
18	772085	1	COVER ASSY. (Includes Ref. Nos. 16 & 19)
19	780089	1	BEARING, Needle
20	782041A	1	HOUSING & BUSHING ASSY. (6-5/8" long) (Includes Qty. 2 of Ref. No. 21)
21	780054	4	BUSHING
22	782042A	1	HOUSING & BUSHING ASSY. (8-5/8" long) (Includes Qty. 2 of Ref.No. 21)
23	776207	1	SHAFT, Brake
24	788044	1	GASKET, Case-to-Cover
25	778036	1	GEAR, Output
26	778037	1	GEAR, Idler
27	778041	1	SHAFT, Output
28	786017	1	SPACER
29	780001	2	WASHER
30	780090	1	WASHER
31	788008	3	SEAL, Oil
32	786026	4	PIN, Dowel
33	792046	10	SCREW, Hex Wash. Hd., Thd. Form., 1/4-20 x
34	792010	2	PLUG, Pipe
35	788046	1	GASKET
36	790027	1	DISK, Brake
37	790006	2	PAD, Brake
38	790007	1	PLATE, Brake Pad
39	790005	1	HOLDER, Brake Pad
40	790031	1	LEVER, Brake
41	792076	1	WASHER, Flat
42	792075	2	LOCKNUT, 5/16-24
43	792073	2	SCREW, Hex Hd., Thd. Form., 1/4-20 x 1

**NOTE:** See an authorized Tecumseh dealer for parts and service. Peerless parts are not available through *Simplicity*.

42"/48" Deck






Ref. No.	Part No.	Qty.	Description
1	1672213	1	DECAL, Grille
2	1668195	1	DECAL, Hood, R.H.
3	1676928	1	DECAL, Shift
4	1669577	2	DECAL, Engine (5216 only)
	1679143	2	DECAL, Engine (5212.5 only)
5	1668196	1	DECAL, Hood, L.H.
6	1672194	2	DECAL, 5216 Hydro
	1679756	2	DECAL, 5212.5
7	1669368	1	DECAL, Dash, R.H.
8	1668201	2	DECAL, Seat Deck
9	1668202	1	DECAL, <i>Simplicity</i>
10	1668200	1	DECAL, Dash, L.H.
11	1656855	1	DECAL, Mower Height
12	1676922	1	DECAL, Danger
13		1	DECAL, OPE! (Not Serviced)
14	1676921	1	DECAL, Danger
15	1679974	1	DECAL, Drive Belts (Inside Hood)
16	1702114	1	DECAL, Caution

Decals not shown:

1671174	1	DECAL, Transmission Engagement Lever
---------	---	--------------------------------------

**TORQUE SPECIFICATIONS FOR  
STANDARD MACHINE HARDWARE  
TOLERANCE  $\pm 20\%$**




SIZE	SAE GRADE #2		SAE GRADE #5		SAE GRADE #8	
						
8-32	19	In. Lbs.	30	In. Lbs.	41	In. Lbs.
8-36	20	"	31	"	43	"
10-24	27	"	43	"	60	"
10-32	31	"	49	"	68	"
1/4-20	66	"	8	Ft. Lbs	12	Ft. Lbs.
1/4-28	76	"	10	"	14	"
5/16-18	11	Ft. Lbs	17	"	25	"
5/16-24	12	"	19	"	25	"
3/8-16	20	"	30	"	45	"
3/8-24	23	"	35	"	50	"
7/16-14	30	"	50	"	70	"
7/16-20	35	"	55	"	80	"
1/2-13	50	"	75	"	110	"
1/2-20	55	"	90	"	120	"
9/16-12	65	"	110	"	150	"
9/16-18	75	"	120	"	170	"
5/8-11	90	"	150	"	220	"
5/8-18	100	"	180	"	240	"
3/4-10	160	"	260	"	386	"
3/4-16	180	"	300	"	420	"
7/8-9	140	"	400	"	600	"
7/8-14	155	"	440	"	660	"
1-8	220	"	580	"	900	"
1-12	240	"	640	"	1,000	"

**NOTE:**

1. These torque values are to be used for all *Simplicity* hardware excluding: locknuts, self-tapping screws, thread forming screws, sheet metal screws and socket head setscrews.
2. Recommended seating torque values for locknuts:
  - a. For prevailing torque locknuts - use 65% of grade 5 torques.
  - b. For flange whizlock nuts (and screws) - use 135% of grade 5 torques.
3. Unless otherwise noted on assembly drawings all torque values must meet this specification.

**BOLT HEAD MARKING**

**S.A.E. GRADE:**

- 2 
- 5 
- 8 

Simplicity Manufacturing, Inc.  
500 N. Spring Street  
P.O. Box 997  
Port Washington, WI 53074-0997