



The Russo coal/wood combo stove shown burning wood.

## The Russo stove collection.

Russo  
**GLASS  
VIEW**





The Russo coal/wood combo stove shown burning coal.

## THE RUSSO COAL/WOOD COMBO STOVE

■ **Designed to burn coal or wood**

■ **Large Corning Glass® viewing area transmits infrared energy 25% better than steel or cast iron**

Finally, a stove built for coal burning that can also burn wood. Use the supplied plate for wood fuel or the optional cast iron basket and shaker disc for coal. Either way, its internal heat exchangers are baffled to extract more heat from the fuel. The clean lines; smooth, rounded corners; and quality workmanship make this stove as attractive as it is efficient. Sized for free standing or fireplace installation.

	#1 C/W	#2 C/W
Height	24 $\frac{3}{8}$ "	26 $\frac{3}{8}$ "
Width	23 $\frac{1}{8}$ "	25 $\frac{1}{8}$ "
Depth	17" & 10" w/blower	17" & 10" w/blower
Flue Height	23"	25 $\frac{1}{4}$ "
Log Length	16"	18"
Coal Capacity	20-25 Lbs.	35-40 Lbs.
Heating Capacity w/blower		
Wood	7,500 cu. ft.	10,000 cu. ft.
Coal	9,000 cu. ft.	14,000 cu. ft.
Burn Times/Hrs. **		
Wood	6-8	7-10
Coal	10-20	12-28
Weight	200 Lbs.	235 Lbs.
	Fits on 14" Hearth	Fits on 14" Hearth

\*\* Burn times may vary depending on conditions





## THE RUSSO DELUXE COAL STOVE

\$655

- built-in ash drawer to facilitate ash removal
- cast iron grate and shaker disc with center dump for clinker removal

The new design of the Russo coal stove means greater warmth and efficiency for you. The special features include high efficiency heat exchanger, heat retaining firebrick lining and an optional thermostatically controlled blower system. Front loading design prevents over-filling.

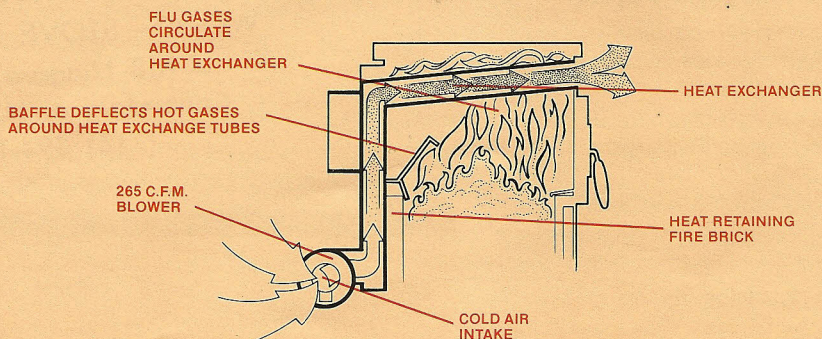
	#3 Deluxe Stove	#2 Econo-Coal
Height	30"	27 <sup>3</sup> / <sub>8</sub> "
Width	19 <sup>3</sup> / <sub>8</sub> "	17 <sup>1</sup> / <sub>4</sub> "
Depth	18"	15"
Flue Height	26 <sup>1</sup> / <sub>4</sub> "	24 <sup>3</sup> / <sub>4</sub> "
Coal Capacity	45-50 Lbs. (Anthracite Nut)	30-35 Lbs.
Heating Capacity	14,000 Cu. Ft. (with Blower)	9,000 Cu. Ft.
Burn Time/Hrs.**	14-30	12-24
Weight	265 Lbs. Fits 15" Hearth	180 Lbs. Fits 13" Hearth

\*\*Burn times may vary depending on conditions.

## THE RUSSO ECONO-COAL STOVE

- efficient shaker system
- built-in ash drawer to facilitate ash removal
- secondary air provisions

The new design of this Econo-Coal stove encompasses everything from smooth rounded corners and welded steel construction to a host of technical advantages. It offers efficient vertical feed, a baffle to extract more heat from the fuel, single simplistic sliding air control, cast iron grate with shaker disc optional bolt on blower & housing, and more, except cost.



**INTERNAL HEAT EXCHANGES ON ALL MODELS EXCEPT ECONO AND RADIANT**





### THE RUSSO GLASS VIEW RADIANT STOVE

- large, extended Corning® glass viewing window transmits infrared energy 25% better than steel or cast iron
- baffled & firebrick-lined for hotter fires and less creosote build-up
- accepts up to 24" logs

Here is a new breed of wood stove, one which offers the heating capabilities of any air-tight wood stove, but gives you the view that a fireplace does. This stove comes in two models, one is designed for fireplace, the other for free-standing installation.

	# 2 GVR Rear Vent	# 2 GVT Top Vent
Height	24"	24"
Width	30"	30"
Depth	20"	20"
Weight/Lbs.	205	205
Flue Diam.	6"	6"
Flue Hgt.	22 <sup>3</sup> / <sub>4</sub> "	
Log Length	24"	24"
Burn Time/Hrs.**	8-10	8-10
Heated Area in Cubic Ft.	8,000	8,000
	Fits on 14" Hearth	

\*\*Burn times may vary depending on conditions





### THE RUSSO GLASS VIEW® HIGH HEAT STOVE:

- large, soot-free Corning® glass viewing window transmits infrared energy 25% better than steel or cast iron
- steel safety doors behind the glass for efficient overnight burning
- circulated hot air

This efficient air-tight wood stove lets you watch the fire that heats your home. What you can't see is the circulated hot air that makes this unique stove more efficient than a fireplace or larger air-tight stove.

	#3 GVR HH High Heat Rear Vent	#3 GVT HH High Heat Top Vent
Height	27"	27"
Width	30"	30"
Depth	22½" *Fits a 16½" Hearth	22½"*
Weight/Lbs.	265	265
Flue Diam.	6"	6"
Flue Hgt.	25¾"	
Log Length	24"	24"
Burn Time/Hrs. **	10-12	10-12
Heated Area in Cubic Ft.	15,000	15,000

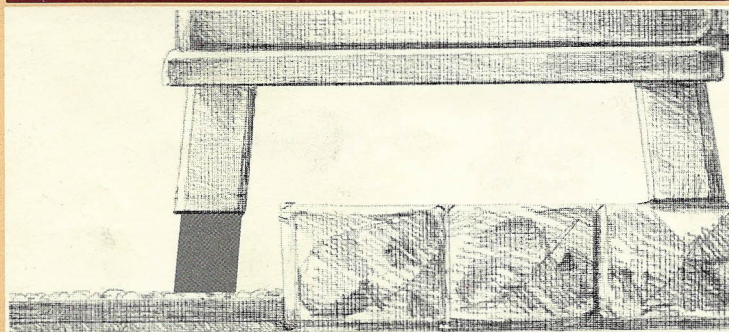
\*Add 10" for optional blower \*\* Burn times may vary depending on conditions



## ACCESSORIES



**COVER PANEL KIT.** This complete kit includes a steel panel to block off your fireplace opening and all the hardware, fiberglass sealer, and instructions you need to mount it. Available for Radiant series wood stoves only.  
**HEAT SHIELD KIT** for protection of mantels. Available in 3', 4', or 5' lengths. Kit includes heat shield, clips, bolts & instructions.




**LEG EXTENDERS.** If the front of your stove extends beyond your hearth, you can level it off to any height with these leg extenders. Simply slide the slightly undersized square tubing into the stove's hollow legs, then cut off at the desired height.


**IN A RUSSO WOOD STOVE, BEAUTY AND EFFICIENCY WORK TOGETHER NATURALLY.** Russo believes a wood stove can show you the beauty of fire and be fuel efficient, too. So all our Glass-View designs are carefully tested\* for proof of efficiency and economy. The result? Our high standards of craftsmanship are evident in everything we make: wood stoves, coal stoves, combos and accessories. We trust you'll enjoy them.

\*Russo wood stoves tested by Arnold Green Testing Laboratories to UL Test Standard ANSI UL1482.

Russo Manufacturing Corp., 87 Warren St., Randolph, Ma  
 02368 (617) 963-1182



**265.CFM BLOWER ASSEMBLY WITH THERMOSTAT.** Mount this complete blower system on the back of any Russo stove except the Radiant series (the 76 CFM available for the Radiant series only) to blow the heated air into proper circulation around the room. Ensures even, efficient heating. The thermostat control automatically turns the blower on and off to reduce creosote build-up.



**RUSSO BLOWER SPEED CONTROL.** This heavy duty, solid state control regulates fans and blowers right from the plug. Its 6 amp rating requires a 120 volt receptacle.



**POKER-HOE.** A poker and a hoe all in one long-handled, heavy duty wrought iron Russo tool. Perfect for wood stoves.

DEALER

CANANDAIGUA  
 WOOD-STOVE SHOP, INC.  
 168 Niagara Street  
 Canandaigua, N.Y. 14424  
 (716) 394-1990

Russo  
 Patents & Other Patents Pending  
**GLASS-VIEW®**

MEMBER  
 Wood Energy Institute