



KENT[®]
wood fires & heating

wood fire range

Welcome to Kent

Kent fires have been keeping New Zealanders warm and cosy for over 30 years, and that tradition continues today under the proud ownership of Hamilton-based family firm, Aber Holdings Ltd. With over 30 years' experience in distributing home heating and energy-related products, Aber was the ideal company to acquire the Kent brand in 2009.

Since its beginnings in the South Island, Kent has always been known for providing reliable, high quality, affordable wood fires for New Zealand households. The Kent brand rapidly made a name for itself as an innovative wood burner through its excellent design and performance features, like its unique use of internal baffles to optimise the efficiency of the firebox. Kent also pioneered the "double burning principle" in domestic wood fires, increasing heating efficiency and dramatically reducing heating cost.

At Aber we understand the important part wood fires play in heating homes throughout this great country. We develop products that enable Kiwi's to use this natural and renewable resource effectively and efficiently with minimal impact on our unique environment. Our extensive range of wood fires, include clean air and rural options, allowing you to choose the right fire for your specific needs.

We know you'll enjoy experiencing the warmth and comfort that Kent will bring your home and family and I personally invite you to view the latest range, including our new clean air Tilefire Max and Rata wood fires available this season.



Gregg Brown MANAGING DIRECTOR

KENT®

wood fires & heating

WHY BUY A KENT WOOD FIRE?

- Heating NZ homes since the 1970's
- Designed for NZ use and conditions
- Clean burning fuel option for home heating
- Cost efficient to run
- Great features for a competitive price
- Made in NZ and made to last
- Generous warranties
- Range of flues and accessories available to complement each model

“ We understand the importance wood fires play in heating homes throughout New Zealand. We develop products that enable Kiwi's to use this natural and renewable resource with minimal impact on our environment. ”

KENT freestanding wood fires



KIWI RAD II

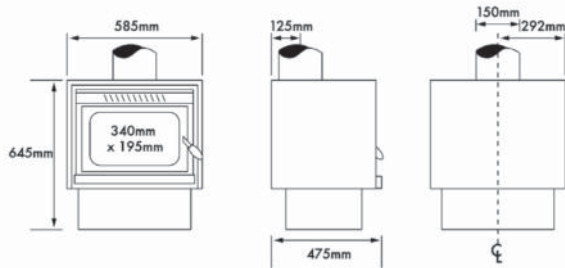
FEATURES:

- Traditional matt black design, 5mm steel
- Vermiculite brick and masonry brick lined firebox
- Multi-burn firebox helps glass remain clear
- Steel plate top for cooking use

SPECIFICATIONS:

- Estimated maximum heat output: 14kW
- Heats area up to 150m² (typically up to three standard rooms)
- Average emission rate: 0.80g/kg
- Overall average efficiency: 69%
- ECAN Authorisation No. 111356

DIMENSIONS:



KWF295-5910



See Key on Page 13



14kW

150m²

Radiant

Clean Air

TUI RAD

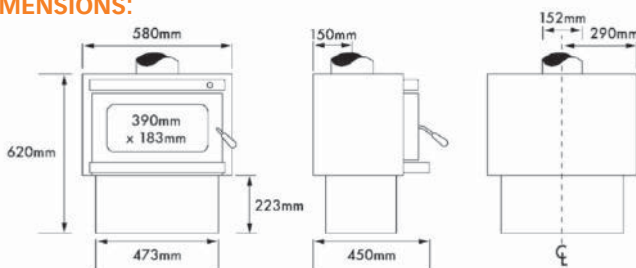
FEATURES:

- Traditional matt black design, 6mm steel
- Vermiculite brick lined firebox
- Multi-burn firebox helps glass remain clear
- Steel plate top for cooking use
- Wetback option suitable for clean-air zones (1.5kW water heating)

SPECIFICATIONS:

- Estimated maximum heat output: 16kW
- Heats area up to 200m² (typically up to three standard rooms)
- Average emission rate: 0.70g/kg (0.66g/kg with wetback)
- Overall average efficiency: 71% (65% with wetback)
- ECAN Authorisation No. 111269 Clean Air / 111270 Wetback

DIMENSIONS:



KWF295-6931
KWF295-6932 (wetback)



See Key on Page 13



16kW

200m²

Radiant

Clean Air

Wetback

FIRENZE

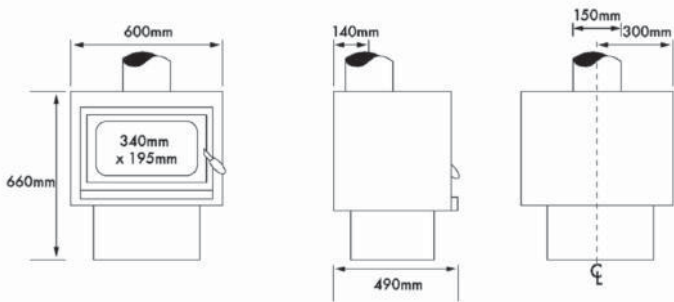
FEATURES:

- Contemporary matt black design, 5mm steel
- Masonry brick lined firebox
- Multi-burn firebox helps glass remain clear
- Lower fire size for installation in compact spaces

SPECIFICATIONS:

- Estimated maximum heat output: 14kW
- Heats area up to 150m² (typically up to three standard rooms)
- Average emission rate: 0.70g/kg
- Overall average efficiency: 71.30%
- ECAN Authorisation No. 110613

DIMENSIONS:



KWF295-5908



See Key on Page 13



14kW



150m²



Radiant & Convection



Clean Air

ASTRON

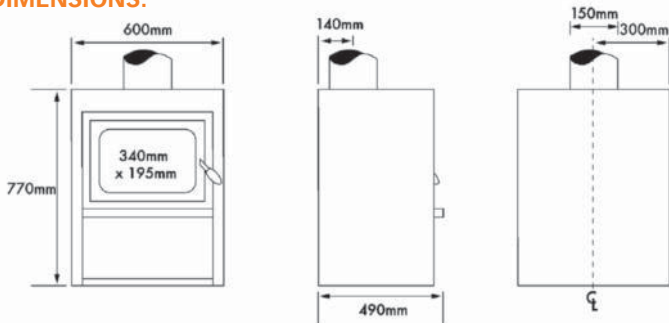
FEATURES:

- European matt black design, 5mm steel
- Masonry brick lined firebox
- Multi-burn firebox helps glass remain clear
- Convenient dry wood storage using open base design
- Pewter grey colour option for enhanced contemporary style

SPECIFICATIONS:

- Estimated maximum heat output: 14kW
- Heats area up to 150m² (typically up to three standard rooms)
- Average emission rate: 0.70g/kg
- Overall average efficiency: 71.30%
- ECAN Authorisation No. 110612

DIMENSIONS:



KWF295-5987 (Black)
KWF295-5991 (Pewter Grey)



See Key on Page 13



14kW



150m²



Radiant & Convection



Clean Air

GENEVA

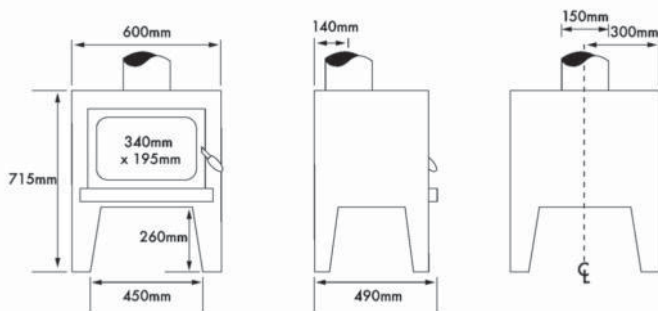
FEATURES:

- Modern, angled leg, matt black design, 5mm steel
- Masonry brick lined firebox
- Multi-burn firebox helps glass remain clear
- Leg design emphasises size of floor area

SPECIFICATIONS:

- Estimated maximum heat output: 14kW
- Heats area up to 150m² (typically up to three standard rooms)
- Average emission rate: 1.09g/kg
- Overall average efficiency: 65.04%
- NCC Authorisation No. N0032

DIMENSIONS:



KWF295-5909



See Key on Page 13



14kW



150m²



Radiant & Convection



Clean Air

SIGNATURE

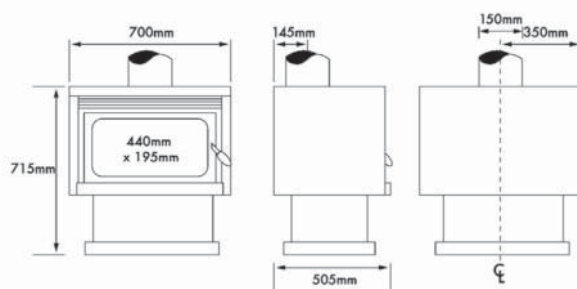
FEATURES:

- Landscape matt black design, 5mm steel
- Masonry brick lined firebox
- Multi-burn firebox helps glass remain clear
- Wide window increases size of flame picture

SPECIFICATIONS:

- Estimated maximum heat output: 17kW
- Heats area up to 210m² (typically up to four standard rooms)
- Average emission rate: 0.85g/kg
- Overall average efficiency: 71.34%
- ECAN Authorisation No. 111733

DIMENSIONS:



KWF295-6824



See Key on Page 13



17kW



210m²



Radiant & Convection



Clean Air

NEW

TILEFIRE MAX C/A II



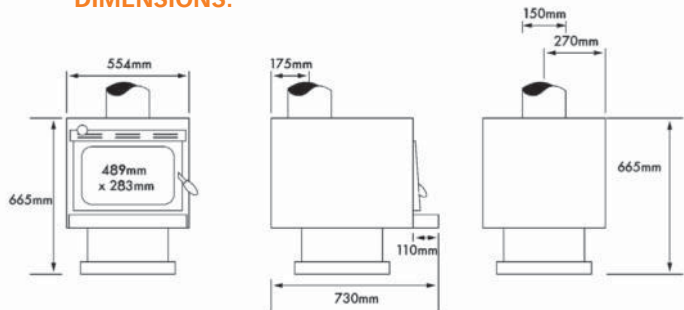
FEATURES:

- Matt black design, with external tiles, 5mm steel
- Vermiculite brick lined firebox

SPECIFICATIONS:

- Estimated maximum heat output: 15kW
- Heats area up to 180m² (typically up to four standard rooms)
- Average emission rate: 0.53g/kg or 38.43mg/MJ
- Overall efficiency: 69%
- ECAN Authorisation No. 132877

DIMENSIONS:



See Key on Page 13

KWF295-6936



15kW



180m²



Radiant & Convection



Clean Air

QUANTUM

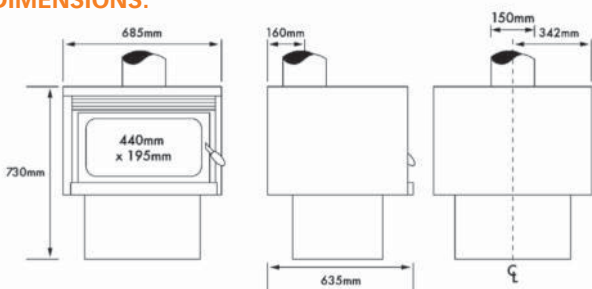
FEATURES:

- Stylish matt black design, 6mm steel
- Masonry brick lined firebox
- Multi-burn firebox helps glass remain clear
- Deep and wide firebox for burning bigger logs

SPECIFICATIONS:

- Estimated maximum heat output: 20kW
- Heats area up to 260m² (typically up to five standard rooms)
- Average emission rate: 0.54g/kg
- Overall average efficiency: 68.70%
- ECAN Authorisation No. 121974

DIMENSIONS:



KWF295-5990

See Key on Page 13



20kW



260m²



Radiant & Convection



Clean Air

KENT
wood fires & heating

BARKER II

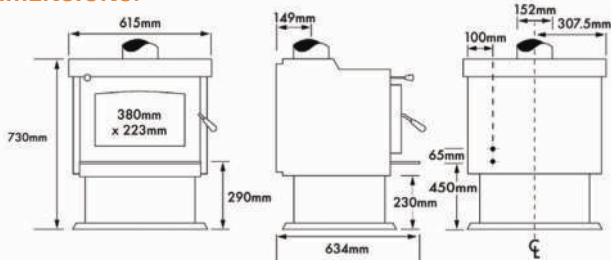
FEATURES:

- Rustic matt black design, 6mm steel
- Vermiculite brick lined firebox
- Multi-burn firebox helps glass remain clear
- Extra large firebox for burning large logs
- Steel plate top for cooking use
- Wetback option suitable for clean-air zones (2.5kW water heating)

SPECIFICATIONS:

- Estimated maximum heat output: 20kW
- Heats area up to 260m² (typically up to five standard rooms)
- Average emission rate: 0.54g/kg (0.53g/kg with wetback)
- Overall average efficiency: 71% (65% with wetback)
- ECAN Authorisation No. 111240 Clean Air / 111241 Wetback

DIMENSIONS:



KWF295-6934
KWF295-6935 (wetback)



See Key on Page 13



20kW 260m² Radiant & Convection Clean Air Wetback

TILEFIRE *NON CLEAN AIR*

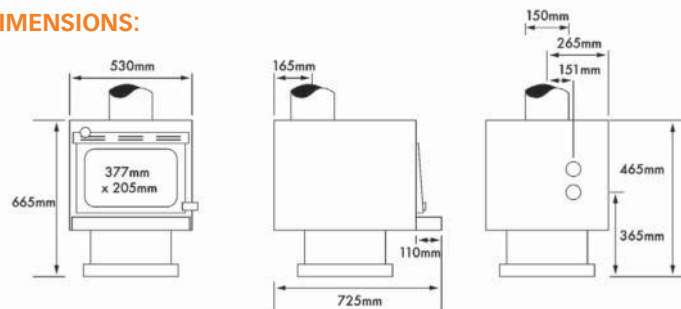
FEATURES:

- Matt black design with external tiles, 6mm steel
- Clay refractory brick lined firebox
- Rural fire for properties of 2ha or more (not clean-air zones)
- A water booster (wetback) can be added to this fire

SPECIFICATIONS:

- Estimated maximum heat output: 20kW
- Heats area up to 260m² (typically up to five standard rooms)

DIMENSIONS:



KWF296-6068



See Key on Page 13



20kW 260m² Radiant & Convection Wetback

KENT® *inbuilt wood fires*



NEW

RATA

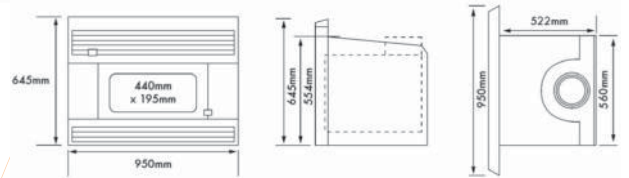
FEATURES:

- Flush-mount matt black design, 6mm steel
- Vermiculite brick lined firebox
- Multi-burn firebox helps glass remain clear

SPECIFICATIONS:

- Estimated maximum heat output: 13.5kW
- Heats area up to 170m² (typically up to three standard rooms)
- Average emission rate: 0.51g/kg
- Overall average efficiency: 69%
- ECAN Authorisation No. tba*

DIMENSIONS:



* This fire has met the emissions and efficiency test, compliance requirements(AS/NZS 4012 and AS/NZS 4013) and the safety requirements (AS/NZS 2918). At time of printing, this fire is awaiting authorisation and inclusion in the clean air product directory.



KWF295-6938

See Key on Page 13



13.5kW



170m²



Radiant & Convection



Clean Air

LOGFIRE SUPREME

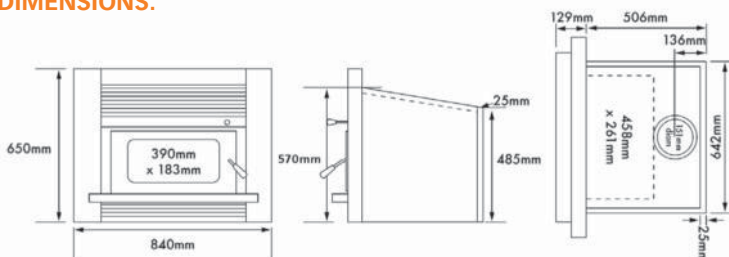
FEATURES:

- Flush-mount matt black design, 6mm steel
- Vermiculite brick lined firebox
- Multi-burn firebox helps glass remain clear
- Zero clearance kit available for new homes

SPECIFICATIONS:

- Estimated maximum heat output: 13kW
- Heats area up to 160m² (typically up to three standard rooms)
- Average emission rate: 0.88g/kg
- Overall average efficiency: 67%
- ECAN Authorisation No. 111086

DIMENSIONS:



KWF295-6938

See Key on Page 13



13kW



160m²



Radiant & Convection



Clean Air

LOGFIRE MAX

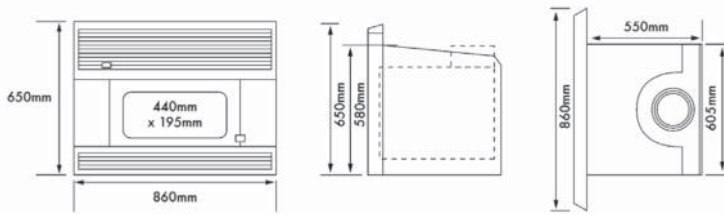
FEATURES:

- Flush-mount matt black design, 5mm steel
- Clay refractory brick lined firebox
- Multi-burn firebox helps glass remain clear
- Zero clearance kit available for new homes

SPECIFICATIONS:

- Estimated maximum heat output: 12kW
- Heats area up to 170m² (typically up to three standard rooms)
- Average emission rate: 1.20g/kg
- Overall average efficiency: 65.60%
- NCC Authorisation No. N0018

DIMENSIONS:



KWF295-5992



See Key on Page 13



12kW



170m²



Radiant & Convection



Clean Air

LOGFIRE INBUILT NON CLEAN AIR

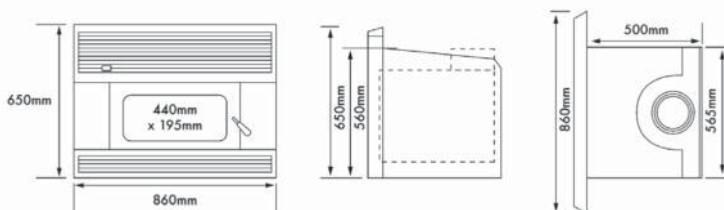
FEATURES:

- Flush-mount matt black design, 5mm steel
- Masonry brick lined firebox
- Rural fire for properties of 2ha or more (not clean-air zones)
- A water booster (wetback) can be added to this fire

SPECIFICATIONS:

- Estimated maximum heat output: 14kW
- Heats area up to 170m² (typically up to three standard rooms)

DIMENSIONS:



KWF296-6915



See Key on Page 13



14kW



170m²



Radiant & Convection



Wetback

KENT® wood fires *key*

HEATING INFORMATION



kW The kilowatt rating is the maximum rated output of the fire burning dry soft wood when tested to NZHHA approved test methodology.



m² Gives an indication of the floor area able to be heated by the fire. This assumes a normal stud height of 2.4m and an adequate level of insulation in the home.



Radiant A radiant wood fire produces sun-like warmth as the heat radiates from its steel body. Heat is produced quickly once the fire is well established, warming people in close proximity. Ideal for heating smaller spaces.



Radiant and Convection Heat medium to large spaces with a Radiant and Convection wood fire. The fire creates warm air currents which circulate via convection, warming the area the fire is situated in. A secondary radiant effect produces sun-like warmth in close proximity to the fire.



Clean Air A Government requirement for fuel to be completely gasified and burned, producing a minimum of polluting by-products such as smoke, creosote or ash. Non-clean air fires can still be used in properties located on land greater than 2ha.



Wetback A wetback makes it possible to heat most of your home hot water needs. It circulates the water using a thermosiphon effect (i.e. warmer water rises and cooler water falls, creating a natural flow through the water jacket within the solid fuel burner). Wetbacks can be an even more effective option when coupled with solar hot water.

WARRANTY INFORMATION



Kent wood fires are manufactured in Auckland and Christchurch, using the latest production techniques, robust materials and quality controls.

Masonry & Clay fireboxes are guaranteed for 10 years and Vermiculite fireboxes for 15 years (some brands ask you to pay a fee for extending a five year period into 10 years). The seal, door seal, fire bricks, flue, secondary air system and removable baffle are guaranteed for one year.



Warranties apply to all products from date of purchase by the original consumer for use and operation as intended in our instructions. Warranties do not cover damage caused by burning improper fuels (driftwood/treated wood/coal or plastic-based waste). Installation must be carried out by a registered installer. Fitness for purpose, overall system design and installation and servicing quality is solely the responsibility of the dealer/installer.

All Kent product warranties can be easily registered online at www.kent.co.nz using unique serial numbers. Our customer-friendly form provides reassurance should any need arise in the future.

KENT wood fire *accessories*



LOG MOISTURE GAUGE

Firewood with less than 25% moisture content* will burn cleaner, provide maximum heat outputs, reduce fuel costs and help keep fires and flues performing properly.

SPECIFICATIONS:

- Simple to use, with digital bar-graph display
- Accurate readings, with low 0.1% error margin
- Senses a maximum of 40% moisture content
- Low battery use, with auto-switch-off function
- Four sensor prongs for reliable readings
- Includes handy canvas bag and 9V battery.

* by wet weight ratio



FREESTANDING HEARTHES

The hearth you purchase must meet NZ regulations and be suitable for the model of wood fire you are installing.

Our range of modern and stylish granite hearths are perfect for both wall and corner installations. The neutral grey colour toning and bevelled edging will compliment most home decors.

We recommend specific hearth sizes for each Kent wood fire model. Your installer will likely recommend a hearth specifically to your home. Our hearths will suit a majority of the wood fires available in NZ.



Granite Hearth Swatch

Suitable Fire	Pg	Hearth - Wall	Hearth - Corner
Kiwi Rad II	5	<p>Dimensions (mm) 890 W x 890 H x 20 D Weight: 42kg</p> <p>KWF298-7042</p>	<p>Dimensions (mm) 1030 W x 1210 H x 30 D Weight: 74kg</p> <p>KWF298-7044</p>
Tui Rad	5		
Tui Rad (w/ Wetback)	5		
Firenze	6		
Astron	6		
Geneva	7		
Signature	7	<p>Dimensions (mm) 1000 W x 1084 H x 20 D Weight: 56kg</p> <p>KWF298-7043</p>	<p>Dimensions (mm) 1190 W x 1400 H x 30 D Weight: 100kg</p> <p>KWF298-7045</p>
Tilefire Max C/A II	8		
Quantum	8		
Barker II	9		
Barker II (w/ Wetback)	9		
Tilefire - non clean Air	9		

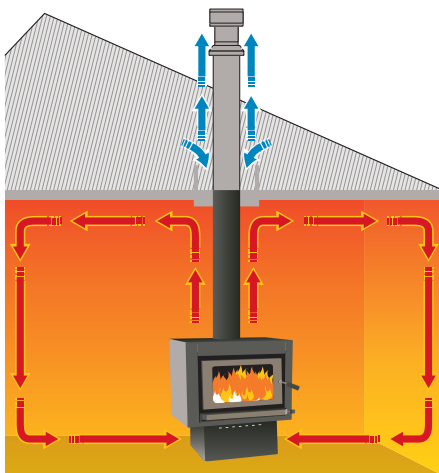
Note: Granite is a natural material, colour variations may occur.

FLUE KITS

Kent wood fires are sold without a flue. A New Zealand designed and manufactured Inbuilt and Freestanding flue kit is available for your chosen wood fire installation. Each flue kit contains all the parts required for a standard installation. Your dealer/installer will be able to assist you with your requirements.

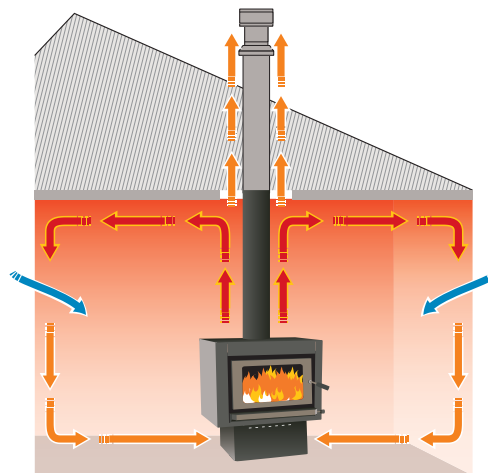
Freestanding Wood Fires have two flue kit options available:

- All Kent freestanding flues have a double skin design (an inner flue and an outer skin). The inner flue allows all of the smoke to exit the fire cleanly. The outer skin provides thermal insulation and allows air to flow between it and the inner flue keeping the inner flue cool when the fire is running.
- In the standard **Freestanding Flue Kit**, air from within the room where the fire is located enters the cooling space between the liners and the main flue via the gap between the ceiling and the ceiling plate. This will allow some of the warm air generated by the fire burning to enter the gap between the inner flue and outer skin.
- The **Energy Saver Flue Kit** differs from the standard flue, in that cooling air is introduced into the flue liners from the roof space. The ceiling plate is fixed directly to the ceiling creating an air tight seal. This effectively seals the room to reduce warm air loss. The outer skin in the ceiling has a perforated lower section, which draws cooling air from within the ceiling cavity. This ensures optimum heat levels can be achieved in the living space.



Freestanding Flue Kits:

- **Energy Saver Flue:**
KWF298-7006



Freestanding Flue Kits:

- **Standard Flue:**
KWF298-7005

Inbuilt Wood fires have two flue kit options available:

- The standard **Inbuilt Flue Kit** is designed to line an existing masonry chimney.
- The **Zero Clearance Kit** provides a special surround for the Logfire Max and Logfire Supreme fires to allow them to be installed in a non-masonry chimney breast. The Zero Clearance Kit comprises a steel installation box which provides thermal clearance to combustible materials and a flue adaptor.

Inbuilt Flue Kits:

- **Standard Flue:**
KWF298-6025 (Logfire Max/Logfire)
- **Zero Clearance Box & Flue Kit:**
KWF298-7343 (Logfire Max)
KWF298-7350 (Logfire Supreme)

KENT® 5 step *pre-purchase guide*

1. CHECK YOUR LAND AREA

- If less than 2ha you can only install a clean-air wood fire approved for use in your local council area
- If more than 2ha you can install a rural wood fire that does not need to be clean-air approved

2. CHECK FOR LOCAL COUNCIL BY-LAWS

- National Environmental Standards permit a maximum of 1.5 grams of particles per 1 kilogram of dry wood burnt
- Wood fire heating efficiencies must be better than 65%

3. CORRECTLY SIZE YOUR FIRE

- Determine the area you wish to heat, and calculate how many square metres this covers.
- Compare your area with the heating area specification included with each fire in the brochure. We base our calculations on a nominal 'stud' (ceiling) height of 2.4m and make the assumption the insulation of the property is up to current standards.
- If you have a taller stud height or the insulation in your property needs upgrading to current levels you may require more heating capacity. Check with your heating specialist for further advice

4. CONSIDER YOUR FIRE LOCATION

- Wood fires can be built-in or freestanding
- Fires are positioned for best flue installation
- The position of your fire affects how well it can heat your whole home
- Hearths must protect your floor and comply with regulations

5. CHECK YOUR INSTALLER IS APPROVED

- Wood fires should always be installed by an approved installer
- We suggest using a NZHHA approved installer as they will also help manage the council permit process
- The installer can advise on the best position for your fire and flue
- The installer should visit your home and advise on the best fire size and type for your needs

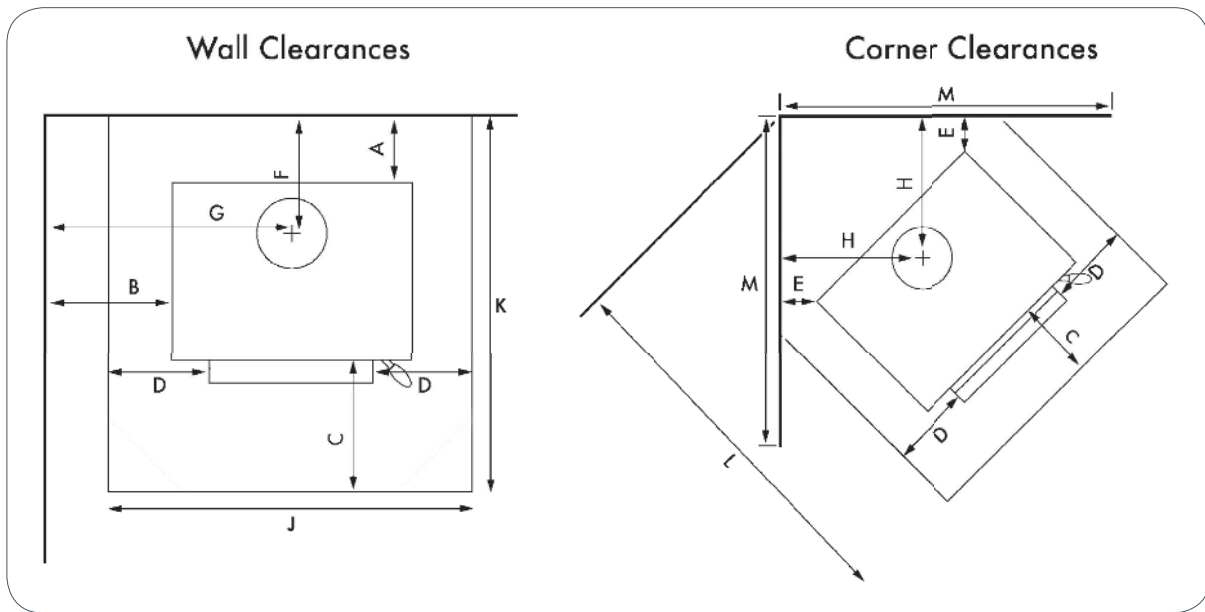
KENT
wood fires & heating

For more information and FAQs, please view the comprehensive **Kent Help Desk** on our website.

www.KENT.co.nz



MINIMUM INSTALLATION CLEARANCES



Model	Model No.	Minimum Installation Clearances (with flue shield) mm								Hearth Clearances (mm)			
		A	B	C	D	E	F	G	H	J	K	L	M
Kiwi Rad II	KWF295-5910	100	285	300	200	100	262	580	400	785	875	1210	1030
Tui Rad	KWF295-6931	100	400	300	200	200	251	690	512	880	807	1280	1110
Firenze	KWF295-5908	100	225	300	200	50	235	525	365	880	890	1171	1000
Astron	KWF295-5987	100	225	300	200	50	235	525	365	880	890	1171	1000
Geneva	KWF295-5909	100	225	300	200	50	235	525	365	880	890	1171	1000
Signature	KWF295-6824	100	250	300	200	50	245	600	400	1000	905	1225	1080
Tilefire Max C/A II	KWF295-6936	100	270	300	200	150	275	547	350	890	1020	1350	1000
Quantum	KWF295-5990	100	300	300	200	100	210	642	455	841	985	1230	1190
Barker II	KWF295-6934	255	435	300	200	190	404	743	481	850	1084	1375	1189
Tilefire (non clean-air)	KWF296-6068	75	300	300	200	150	165	565	350	890	1120	1350	1000

Rata	KWF295-6938	TBA	TBA	TBA	TBA	TBA	TBA	TBA	TBA	TBA	TBA	TBA	TBA
Logfire Supreme	KWF295-6933	Inbuilt	Inbuilt	300	200	Inbuilt	Inbuilt	Inbuilt	Inbuilt	Inbuilt	Inbuilt	Inbuilt	Inbuilt
Logfire Max	KWF295-5992	Inbuilt	Inbuilt	300	200	Inbuilt	Inbuilt	Inbuilt	Inbuilt	Inbuilt	Inbuilt	Inbuilt	Inbuilt
Logfire Inbuilt (non clean-air)	KWF296-6915	Inbuilt	Inbuilt	300	200	Inbuilt	Inbuilt	Inbuilt	Inbuilt	Inbuilt	Inbuilt	Inbuilt	Inbuilt

FIRE DIMENSIONS AND PERFORMANCE

Model	Model No.	Fire dimensions (mm) and firebox volume (Litres)				Performance			
		Width	Depth	Height	Firebox	Est Max. Heat Output	Maximum heat area	Average emissions	Average efficiency
Kiwi Rad II	KWF295-5910	585	475	645	33L	14kW	150m ²	0.80g/kg	69%
Tui Rad	KWF295-6931	580	450	620	32L	16kW	200m ²	0.70g/kg (0.66 WB)	71% (65% WB)
Firenze	KWF295-5908	600	490	660	33L	14kW	150m ²	0.70g/kg	71.30%
Astron	KWF295-5987 KWF295-5991	600	490	770	33L	14kW	150m ²	0.70g/kg	71.30%
Geneva	KWF295-5909	600	490	715	33L	14kW	150m ²	1.09g/kg	65.04%
Signature	KWF295-6824	700	505	715	37L	17kW	210m ²	0.85g/kg	71.34%
Tilefire Max CA/II	KWF295-6936	554	730	665	39L	15kW	180m ²	0.53g/kg 38.43mg/MJ	69%
Quantum	KWF295-5990	685	635	730	52L	20kW	260m ²	0.54g/kg	68.70%
Barker II	KWF295-6934 KWF295-6935	615	634	730	55L	20kW	260m ²	0.54g/kg (0.53 WB)	71% (65% WB)
Tilefire (non clean-air)	KWF296-6068	530	725	665	53L	20kW	260m ²	non clean-air	non clean-air

Rata	KWF295-6938	950 (560 int)	597 (522 int)	645 (554 int)	39L	13.5kW	170m ²	0.51g/kg	69%
Logfire Supreme	KWF295-6933	840 (642 Int)	635 (506 Int)	650 (570 Int)	33L	13kW	160m ²	0.88g/kg	67%
Logfire Max	KWF295-5992	860 (605 Int)	615 (550 Int)	650 (580 Int)	39L	12kW	170m ²	1.20g/kg	65.60%
Logfire Inbuilt (non clean-air)	KWF296-6915	860 (565 Int)	565 (500 Int)	650 (560 Int)	37L	14kW	170m ²	non clean-air	non clean-air

KENT
wood fires & heating

www.KENT.co.nz



KENT[®]


wood fires & heating

Kent products are distributed by:
Aber Holdings Ltd T/A Aber,
17 Mainstreet Place, Te Rapa, Hamilton 3200
Free Phone: 0800 161 161
Free Fax: 0800 163 163
www.aber.co.nz



New Zealand Home Heating Association Inc.

Product specifications are applied at date of publication and can be changed without notice. Fire install photographs should not be used as installation guidelines.



www.kent.co.nz