

# Bulletin

Technical in photo



By Pascal Maertens

Error code (E9) or Security smoke




Figure 1




Figure 2





Figure 3

Figure 1, here is the stove exhaust before cleaning. Figure 3, this is what a brand new exhaust look like we can see the smoke probe circled in red. if maintenance is not correctly made, it can cause default start issues E9 because the probe being insulated by the accumulation of ash, will result in a wrong temperature reading. Also accumulation of ash in the exhaust will contribute to reduce the air flow and oxygen to the flame this will end on creating soot. The exhaust must be cleaned at every (2000 to 2400 pound) or (900 to 1080 kg) average of two time per season this is why it is important to have installation that are easy to access and clean.



Here is a stove that is well adjusted, even if the ashtray is full fig. 5 the maintenance is well done. There is no black soot on the glass fig. 4 and after burning 6 bags of pellets the burning pot is still clean fig. 6



Here is a view from the inside of the smoke chamber in fig 8 you can see the chrome intake of the pressure switch in a Sabrina it is located on the right hand side wall you need to make sure to clean this inlet properly or you will end up with default start alarm **on a P96x.. it's on the rear wall**